

ANDAMENTO CANTIERI 2008 - 2016

2.1 Presenza di documentazione in cantiere	buono	sufficiente	insufficiente
I SEMESTRE 2008	↓ 56	↑ 0	↑ 28
II SEMESTRE 2008	↓ 21	↑ 0	↑ 24
I SEMESTRE 2009	→ 117	↑ 0	↑ 75
II SEMESTRE 2009	→ 117	↑ 0	→ 155
I SEMESTRE 2010	→ 98	↑ 0	→ 162
II SEMESTRE 2010	↓ 47	↑ 0	→ 130
I SEMESTRE 2011	↓ 53	↑ 0	→ 160
II SEMESTRE 2011	↑ 187	↑ 0	↓ 251
I SEMESTRE 2012	↓ 57	↑ 0	→ 124
II SEMESTRE 2012	↓ 57	↑ 0	→ 86
I SEMESTRE 2013	→ 102	↑ 0	→ 105
II SEMESTRE 2013	↓ 66	↑ 0	→ 88
I SEMESTRE 2014	→ 117	↑ 0	→ 95
II SEMESTRE 2014	→ 79	↑ 0	→ 93
I SEMESTRE 2015	→ 132	↑ 0	→ 122
II SEMESTRE 2015	↓ 67	↑ 0	↑ 41
I SEMESTRE 2016	→ 88	↑ 0	↑ 76
II SEMESTRE 2016	↓ 37	↑ 0	↑ 35

buono	sufficiente	insufficiente
↑ 66,67%	↑ 0,00%	↑ 33,33%
→ 46,67%	↑ 0,00%	→ 53,33%
↑ 60,94%	↑ 0,00%	↑ 39,06%
→ 43,01%	↑ 0,00%	→ 56,99%
↓ 37,69%	↑ 0,00%	→ 62,31%
↓ 26,55%	↑ 0,00%	↓ 73,45%
↓ 24,88%	↑ 0,00%	↓ 75,12%
→ 42,69%	↑ 0,00%	→ 57,31%
↓ 31,49%	↑ 0,00%	↓ 68,51%
→ 39,86%	↑ 0,00%	→ 60,14%
→ 49,28%	↑ 0,00%	→ 50,72%
→ 42,86%	↑ 0,00%	→ 57,14%
↑ 55,19%	↑ 0,00%	→ 44,81%
→ 45,93%	↑ 0,00%	→ 54,07%
→ 51,97%	↑ 0,00%	→ 48,03%
↑ 62,04%	↑ 0,00%	↑ 37,96%
↑ 53,66%	↑ 0,00%	→ 46,34%
→ 51,39%	↑ 0,00%	→ 48,61%

2.2 Allestimento cantiere	buono	sufficiente	insufficiente
I SEMESTRE 2008	↓ 7	↓ 28	→ 48
II SEMESTRE 2008	↓ 14	↓ 14	↑ 17
I SEMESTRE 2009	→ 62	→ 92	↑ 37
II SEMESTRE 2009	↑ 68	→ 137	→ 65
I SEMESTRE 2010	↑ 71	→ 97	→ 92
II SEMESTRE 2010	↓ 31	↓ 79	→ 67
I SEMESTRE 2011	→ 40	→ 92	→ 81
II SEMESTRE 2011	→ 42	↑ 239	↓ 154
I SEMESTRE 2012	↓ 19	→ 92	→ 69
II SEMESTRE 2012	↓ 19	↓ 85	↑ 38
I SEMESTRE 2013	↓ 33	→ 91	→ 78
II SEMESTRE 2013	↓ 30	↓ 75	→ 49
I SEMESTRE 2014	↑ 70	→ 93	→ 46
II SEMESTRE 2014	↑ 77	↓ 69	↑ 26
I SEMESTRE 2015	↑ 92	→ 126	↑ 36
II SEMESTRE 2015	→ 56	↓ 44	↑ 8
I SEMESTRE 2016	↑ 67	↓ 54	↑ 39
II SEMESTRE 2016	↓ 8	↓ 39	↑ 25

buono	sufficiente	insufficiente
↓ 8,43%	↓ 33,73%	↓ 57,84%
→ 31,11%	↓ 31,11%	→ 37,78%
→ 32,46%	→ 48,17%	↑ 19,37%
→ 25,19%	↑ 50,74%	→ 24,07%
→ 27,31%	↓ 37,31%	→ 35,38%
↓ 17,51%	→ 44,64%	→ 37,85%
↓ 18,78%	→ 43,19%	→ 38,03%
↓ 9,66%	↑ 54,94%	→ 35,40%
↓ 10,61%	↑ 51,40%	→ 37,99%
↓ 13,38%	↑ 59,86%	→ 26,76%
↓ 16,34%	→ 45,05%	→ 38,61%
↓ 19,48%	→ 48,70%	→ 31,82%
→ 33,49%	→ 44,50%	→ 22,01%
↑ 44,76%	↓ 40,12%	↑ 15,12%
→ 36,22%	→ 49,61%	↑ 14,17%
↑ 51,85%	→ 40,74%	↑ 7,41%
↑ 41,87%	↓ 33,75%	→ 24,38%
↓ 11,11%	↑ 54,17%	→ 34,72%

ANDAMENTO CANTIERI 2008 - 2016

2.3 Viabilità di cantiere	buono	sufficiente	insufficiente
I SEMESTRE 2008	↓ 31	↓ 34	↔ 13
II SEMESTRE 2008	↓ 28	↓ 3	↑ 0
I SEMESTRE 2009	↓ 75	↓ 40	↑ 2
II SEMESTRE 2009	↑ 142	↓ 53	↔ 14
I SEMESTRE 2010	↔ 126	↓ 63	↓ 30
II SEMESTRE 2010	↓ 63	↓ 54	↔ 24
I SEMESTRE 2011	↓ 78	↓ 58	↔ 16
II SEMESTRE 2011	↔ 110	↑ 230	↓ 38
I SEMESTRE 2012	↔ 96	↓ 47	↑ 6
II SEMESTRE 2012	↓ 49	↓ 61	↑ 2
I SEMESTRE 2013	↔ 107	↓ 40	↑ 9
II SEMESTRE 2013	↔ 91	↓ 36	↑ 8
I SEMESTRE 2014	↔ 138	↓ 49	↔ 12
II SEMESTRE 2014	↔ 141	↓ 26	↑ 1
I SEMESTRE 2015	↑ 197	↓ 47	↑ 3
II SEMESTRE 2015	↔ 95	↓ 9	↑ 2
I SEMESTRE 2016	↔ 114	↓ 19	↑ 7
II SEMESTRE 2016	↓ 33	↓ 33	↑ 3

buono	sufficiente	insufficiente
↓ 39,74%	↑ 43,59%	↓ 16,67%
↑ 90,32%	↓ 9,68%	↑ 0,00%
↔ 64,10%	↔ 34,19%	↑ 1,71%
↔ 67,94%	↓ 25,36%	↔ 6,70%
↔ 57,53%	↔ 28,77%	↓ 13,70%
↓ 44,68%	↔ 38,30%	↓ 17,02%
↔ 51,31%	↔ 38,16%	↔ 10,53%
↓ 29,10%	↑ 60,85%	↔ 10,05%
↔ 64,43%	↔ 31,54%	↑ 4,03%
↓ 43,75%	↑ 54,46%	↔ 7,79%
↔ 68,59%	↓ 25,64%	↔ 5,77%
↔ 67,40%	↔ 26,67%	↔ 5,93%
↔ 69,00%	↓ 24,62%	↔ 6,03%
↑ 83,92%	↓ 15,48%	↑ 0,60%
↑ 79,76%	↓ 19,03%	↑ 1,21%
↑ 89,62%	↓ 8,49%	↑ 1,89%
↑ 81,43%	↓ 13,57%	↔ 5,00%
↓ 47,83%	↑ 47,82%	↔ 4,35%

2.4 Scavi	buono	sufficiente	insufficiente
I SEMESTRE 2008	↓ 2	↓ 3	↔ 3
II SEMESTRE 2008	↔ 7	↓ 0	↑ 0
I SEMESTRE 2009	↔ 13	↓ 5	↔ 4
II SEMESTRE 2009	↑ 14	↓ 12	↑ 0
I SEMESTRE 2010	↑ 20	↓ 10	↔ 4
II SEMESTRE 2010	↓ 4	↓ 2	↔ 3
I SEMESTRE 2011	↔ 7	↓ 7	↑ 1
II SEMESTRE 2011	↔ 8	↑ 37	↓ 6
I SEMESTRE 2012	↓ 0	↓ 4	↓ 7
II SEMESTRE 2012	↓ 2	↔ 15	↑ 1
I SEMESTRE 2013	↑ 14	↓ 12	↑ 0
II SEMESTRE 2013	↓ 3	↓ 0	↔ 2
I SEMESTRE 2014	↑ 18	↓ 7	↔ 5
II SEMESTRE 2014	↓ 5	↓ 3	↑ 0
I SEMESTRE 2015	↑ 18	↓ 8	↔ 4
II SEMESTRE 2015	↑ 15	↓ 7	↑ 0
I SEMESTRE 2016	↔ 11	↓ 8	↑ 1
II SEMESTRE 2016	↓ 6	↓ 3	↑ 1

buono	sufficiente	insufficiente
↓ 25,00%	↔ 37,50%	↔ 37,50%
↑ 100,00%	↓ 0,00%	↑ 0,00%
↔ 59,09%	↓ 22,73%	↔ 18,18%
↔ 53,85%	↔ 46,15%	↑ 0,00%
↔ 58,83%	↔ 29,41%	↑ 11,76%
↔ 44,45%	↓ 22,22%	↔ 33,33%
↔ 46,67%	↔ 46,66%	↑ 6,67%
↓ 15,69%	↑ 72,55%	↑ 11,76%
↓ 0,00%	↔ 36,36%	↓ 63,64%
↓ 11,11%	↑ 83,33%	↑ 5,56%
↔ 53,85%	↔ 46,15%	↑ 0,00%
↔ 60,00%	↓ 0,00%	↔ 40,00%
↔ 60,00%	↓ 23,33%	↔ 16,67%
↔ 62,50%	↔ 37,50%	↑ 0,00%
↔ 60,00%	↓ 26,67%	↑ 13,33%
↑ 68,18%	↔ 31,82%	↑ 0,00%
↔ 55,00%	↔ 40,00%	↑ 5,00%
↔ 60,00%	↔ 30,00%	↑ 10,00%

ANDAMENTO CANTIERI 2008 - 2016

2.5 Opere provvisionali	buono	sufficiente	insufficiente
I SEMESTRE 2008	↓ 9	↓ 24	↑ 26
II SEMESTRE 2008	↓ 10	↓ 8	↑ 23
I SEMESTRE 2009	→ 50	→ 82	↑ 30
II SEMESTRE 2009	↑ 100	→ 95	→ 49
I SEMESTRE 2010	↑ 84	→ 74	→ 62
II SEMESTRE 2010	→ 63	↓ 38	→ 50
I SEMESTRE 2011	→ 57	↓ 54	→ 60
II SEMESTRE 2011	↑ 78	↑ 160	↓ 112
I SEMESTRE 2012	→ 44	→ 59	→ 46
II SEMESTRE 2012	↓ 24	↓ 45	↑ 33
I SEMESTRE 2013	→ 50	↓ 49	→ 58
II SEMESTRE 2013	↓ 37	↓ 42	→ 37
I SEMESTRE 2014	↑ 82	↓ 50	↑ 23
II SEMESTRE 2014	↑ 85	↓ 38	↑ 24
I SEMESTRE 2015	→ 65	→ 70	↑ 28
II SEMESTRE 2015	↓ 38	↓ 21	↑ 11
I SEMESTRE 2016	↑ 70	↓ 34	↑ 25
II SEMESTRE 2016	↓ 13	↓ 27	↑ 10

buono	sufficiente	insufficiente
↓ 15,25%	→ 40,68%	→ 44,07%
↓ 24,39%	↓ 19,51%	↓ 56,10%
→ 30,86%	↑ 50,62%	↑ 18,52%
→ 40,99%	→ 38,93%	↑ 20,08%
→ 38,18%	→ 33,64%	→ 28,18%
→ 41,72%	↓ 25,17%	→ 33,11%
→ 33,33%	→ 31,58%	→ 35,09%
↓ 22,29%	↑ 45,71%	→ 32,00%
→ 29,53%	→ 39,60%	→ 30,87%
↓ 23,53%	↑ 44,12%	→ 32,35%
→ 31,85%	→ 31,21%	→ 36,94%
→ 31,90%	→ 36,20%	→ 31,90%
↑ 52,90%	→ 32,26%	↑ 14,84%
↑ 57,82%	↓ 25,85%	↑ 16,33%
→ 39,88%	↑ 42,94%	↑ 17,18%
↑ 54,29%	↓ 30,00%	↑ 15,71%
↑ 54,26%	↓ 26,36%	↑ 19,38%
↓ 26,00%	↑ 54,00%	↑ 20,00%

2.6 Impianto elettrico	buono	sufficiente	insufficiente
I SEMESTRE 2008	↓ 25	↓ 9	↑ 2
II SEMESTRE 2008	↓ 29	↓ 10	↑ 2
I SEMESTRE 2009	↑ 165	↓ 17	↑ 2
II SEMESTRE 2009	↑ 209	↓ 31	→ 15
I SEMESTRE 2010	↑ 178	↓ 51	→ 14
II SEMESTRE 2010	↓ 79	↓ 81	→ 8
I SEMESTRE 2011	→ 106	↓ 81	→ 7
II SEMESTRE 2011	→ 115	↑ 252	↓ 25
I SEMESTRE 2012	↓ 68	↓ 83	→ 16
II SEMESTRE 2012	↓ 46	↓ 77	↑ 5
I SEMESTRE 2013	→ 93	↓ 80	→ 7
II SEMESTRE 2013	↓ 70	↓ 62	→ 10
I SEMESTRE 2014	→ 121	↓ 40	↑ 6
II SEMESTRE 2014	→ 101	↓ 30	→ 9
I SEMESTRE 2015	→ 148	↓ 77	→ 10
II SEMESTRE 2015	↓ 81	↓ 19	↑ 1
I SEMESTRE 2016	→ 113	↓ 29	↑ 5
II SEMESTRE 2016	↓ 26	↓ 35	→ 9

buono	sufficiente	insufficiente
→ 69,44%	↓ 25,00%	→ 5,56%
↑ 70,73%	↓ 24,39%	→ 4,88%
↑ 89,67%	↓ 9,24%	↑ 1,09%
↑ 81,96%	↓ 12,16%	→ 5,88%
↑ 73,25%	↓ 20,99%	→ 5,76%
↓ 47,02%	↑ 48,22%	→ 4,76%
→ 54,64%	→ 41,75%	↑ 3,61%
↓ 29,34%	↑ 64,28%	→ 6,38%
↓ 40,72%	↑ 49,70%	→ 9,58%
↓ 35,94%	↑ 60,15%	↑ 3,91%
→ 51,67%	→ 44,44%	↑ 3,89%
→ 49,30%	→ 43,66%	→ 7,04%
↑ 72,46%	↓ 23,95%	↑ 3,59%
↑ 72,14%	↓ 21,43%	→ 6,43%
→ 62,97%	→ 32,77%	→ 4,26%
↑ 80,20%	↓ 18,81%	↑ 0,99%
↑ 76,87%	↓ 19,73%	↑ 3,40%
↓ 37,14%	↑ 50,00%	↓ 12,86%

ANDAMENTO CANTIERI 2008 - 2016

2.7 Demolizioni	buono	sufficiente	insufficiente
I SEMESTRE 2008	↓ 1	↓ 0	↑ 0
II SEMESTRE 2008	↓ 0	↓ 0	↑ 0
I SEMESTRE 2009	→ 8	↓ 0	↑ 0
II SEMESTRE 2009	↑ 17	↓ 4	↑ 0
I SEMESTRE 2010	↓ 4	→ 12	↑ 0
II SEMESTRE 2010	↓ 2	↓ 4	↑ 0
I SEMESTRE 2011	↓ 4	↓ 4	↑ 0
II SEMESTRE 2011	→ 6	→ 14	↓ 3
I SEMESTRE 2012	↓ 2	↓ 4	→ 1
II SEMESTRE 2012	↓ 4	↓ 1	↑ 0
I SEMESTRE 2013	↓ 2	↓ 3	↑ 0
II SEMESTRE 2013	↓ 2	↓ 2	↑ 0
I SEMESTRE 2014	→ 9	→ 9	→ 1
II SEMESTRE 2014	→ 7	↓ 4	↑ 0
I SEMESTRE 2015	↑ 12	↑ 21	↑ 0
II SEMESTRE 2015	↓ 5	↓ 4	↑ 0
I SEMESTRE 2016	→ 10	↓ 1	↑ 0
II SEMESTRE 2016	→ 6	→ 7	↑ 0

buono	sufficiente	insufficiente
↑ 100,00%	↓ 0,00%	↑ 0,00%
↓ 0,00%	↓ 0,00%	↑ 0,00%
↑ 100,00%	↓ 0,00%	↑ 0,00%
↑ 80,89%	↓ 19,05%	↑ 0,00%
↓ 25,00%	↑ 75,00%	↑ 0,00%
→ 33,33%	↑ 66,67%	↑ 0,00%
→ 50,00%	→ 50,00%	↑ 0,00%
↓ 26,09%	↑ 60,87%	↓ 13,04%
↓ 28,57%	↑ 57,14%	↓ 14,29%
↑ 80,00%	↓ 20,00%	↑ 0,00%
→ 40,00%	↑ 60,00%	↑ 0,00%
→ 50,00%	→ 50,00%	↑ 0,00%
→ 47,37%	→ 47,37%	→ 5,26%
→ 63,64%	→ 36,36%	↑ 0,00%
→ 36,36%	↑ 63,64%	↑ 0,00%
→ 55,56%	→ 44,44%	↑ 0,00%
↑ 90,91%	↓ 9,09%	↑ 0,00%
→ 46,15%	↑ 53,85%	↑ 0,00%

2.8 Macchine e attrezzature di cantiere	buono	sufficiente	insufficiente
I SEMESTRE 2008	↓ 31	↓ 12	→ 9
II SEMESTRE 2008	↓ 34	↓ 3	↑ 6
I SEMESTRE 2009	→ 151	↓ 29	→ 8
II SEMESTRE 2009	↑ 213	↓ 44	→ 8
I SEMESTRE 2010	↑ 169	↓ 65	→ 18
II SEMESTRE 2010	→ 92	↓ 56	↓ 24
I SEMESTRE 2011	→ 118	↓ 70	→ 19
II SEMESTRE 2011	↑ 173	↑ 221	↓ 28
I SEMESTRE 2012	↓ 87	→ 79	→ 15
II SEMESTRE 2012	↓ 61	↓ 72	→ 10
I SEMESTRE 2013	→ 118	→ 75	→ 12
II SEMESTRE 2013	↓ 91	↓ 48	→ 13
I SEMESTRE 2014	→ 149	↓ 53	→ 9
II SEMESTRE 2014	→ 139	↓ 29	↑ 2
I SEMESTRE 2015	↑ 172	→ 75	↑ 7
II SEMESTRE 2015	↓ 87	↓ 18	↑ 3
I SEMESTRE 2016	→ 127	↓ 34	↑ 1
II SEMESTRE 2016	↓ 40	↓ 26	↑ 3

buono	sufficiente	insufficiente
→ 59,61%	→ 23,08%	↓ 17,31%
↑ 79,07%	↓ 6,98%	↓ 13,95%
↑ 80,31%	↓ 15,43%	↑ 4,26%
↑ 80,38%	↓ 16,60%	↑ 3,02%
→ 67,07%	→ 25,79%	→ 7,14%
↓ 52,58%	→ 33,71%	↓ 13,71%
→ 57,00%	→ 33,82%	→ 9,18%
↓ 41,00%	↑ 52,36%	→ 6,64%
↓ 48,06%	↑ 43,65%	→ 8,29%
↓ 42,66%	↑ 50,35%	→ 6,99%
→ 57,56%	→ 36,59%	→ 5,85%
→ 59,87%	→ 31,58%	→ 8,55%
↑ 70,61%	→ 25,12%	↑ 4,27%
↑ 81,76%	↓ 17,06%	↑ 1,18%
→ 67,71%	→ 29,53%	↑ 2,76%
↑ 80,55%	↓ 16,67%	↑ 2,78%
↑ 78,39%	↓ 20,99%	↑ 0,62%
→ 57,97%	↑ 37,68%	↑ 4,35%

ANDAMENTO CANTIERI 2008 - 2016

2.9 Dispositivi di Protezione Individuale	buono	sufficiente	insufficiente
I SEMESTRE 2008	↓ 27	↓ 15	→ 42
II SEMESTRE 2008	↓ 38	↓ 1	↓ 6
I SEMESTRE 2009	→ 119	↓ 66	↓ 6
II SEMESTRE 2009	↑ 178	→ 82	↓ 7
I SEMESTRE 2010	↑ 143	→ 93	↓ 22
II SEMESTRE 2010	→ 86	↓ 61	↓ 30
I SEMESTRE 2011	→ 111	↓ 55	→ 46
II SEMESTRE 2011	↑ 133	↑ 200	↑ 91
I SEMESTRE 2012	→ 80	↓ 66	↓ 30
II SEMESTRE 2012	↓ 64	↓ 60	↓ 13
I SEMESTRE 2013	→ 115	↓ 56	↓ 33
II SEMESTRE 2013	→ 102	↓ 35	↓ 16
I SEMESTRE 2014	↑ 141	↓ 50	↓ 18
II SEMESTRE 2014	↑ 125	↓ 38	↓ 6
I SEMESTRE 2015	↑ 140	→ 86	↓ 28
II SEMESTRE 2015	→ 81	↓ 16	↓ 11
I SEMESTRE 2016	→ 114	↓ 21	↓ 28
II SEMESTRE 2016	↓ 16	↓ 28	↓ 27

buono	sufficiente	insufficiente
↓ 32,14%	→ 17,86%	↓ 50,00%
↑ 84,45%	↓ 2,22%	↑ 13,33%
→ 62,31%	↑ 34,55%	↑ 3,14%
↑ 66,67%	→ 30,71%	↑ 2,62%
→ 55,42%	↑ 36,05%	↑ 8,53%
→ 48,59%	↑ 34,46%	→ 16,95%
→ 52,36%	→ 25,94%	→ 21,70%
↓ 31,37%	↑ 47,17%	→ 21,46%
→ 45,45%	↑ 37,50%	→ 17,05%
→ 46,71%	↑ 43,80%	↑ 9,49%
→ 56,37%	→ 27,45%	→ 16,18%
↑ 66,66%	→ 22,88%	↑ 10,46%
↑ 67,47%	→ 23,92%	↑ 8,61%
↑ 73,96%	→ 22,49%	↑ 3,55%
→ 55,12%	↑ 33,86%	↑ 11,02%
↑ 75,00%	↓ 14,81%	↑ 10,19%
↑ 69,94%	↓ 12,88%	→ 17,18%
↓ 22,54%	↑ 39,43%	→ 38,03%

2.10 Formazione	buono	sufficiente	insufficiente
I SEMESTRE 2008	↓ 28	↓ 10	↑ 7
II SEMESTRE 2008	↓ 30	↓ 4	↑ 10
I SEMESTRE 2009	↑ 142	↓ 13	↑ 34
II SEMESTRE 2009	↑ 162	↓ 40	→ 66
I SEMESTRE 2010	↑ 134	↓ 71	→ 51
II SEMESTRE 2010	↓ 58	↓ 63	→ 55
I SEMESTRE 2011	↓ 64	→ 86	→ 63
II SEMESTRE 2011	→ 107	↑ 212	↓ 116
I SEMESTRE 2012	↓ 61	→ 76	→ 42
II SEMESTRE 2012	↓ 48	↓ 61	↑ 31
I SEMESTRE 2013	↓ 70	↓ 58	→ 78
II SEMESTRE 2013	↓ 48	↓ 45	→ 58
I SEMESTRE 2014	→ 99	↓ 57	→ 55
II SEMESTRE 2014	→ 91	↓ 45	→ 35
I SEMESTRE 2015	↑ 120	→ 89	→ 45
II SEMESTRE 2015	→ 73	↓ 23	↑ 13
I SEMESTRE 2016	→ 97	↓ 34	↑ 33
II SEMESTRE 2016	↓ 26	↓ 31	↑ 15

buono	sufficiente	insufficiente
↑ 62,22%	→ 22,22%	↑ 15,56%
↑ 68,18%	↓ 9,09%	→ 22,73%
↑ 75,13%	↓ 6,88%	↑ 17,99%
↑ 60,44%	↓ 14,93%	→ 24,63%
→ 52,35%	→ 27,73%	→ 19,92%
↓ 32,95%	↑ 35,80%	→ 31,25%
↓ 30,05%	↑ 40,37%	→ 29,58%
↓ 24,60%	↑ 48,73%	→ 26,67%
↓ 34,08%	↑ 42,46%	→ 23,46%
↓ 34,29%	↑ 43,57%	→ 22,14%
↓ 33,98%	→ 28,16%	↓ 37,86%
↓ 31,79%	→ 29,80%	↓ 38,41%
→ 46,92%	→ 27,01%	→ 26,07%
→ 53,21%	→ 26,32%	→ 20,47%
→ 47,24%	↑ 35,04%	↑ 17,72%
↑ 66,97%	→ 21,10%	↑ 11,93%
↑ 59,15%	→ 20,73%	→ 20,12%
↓ 36,11%	↑ 43,06%	→ 20,83%

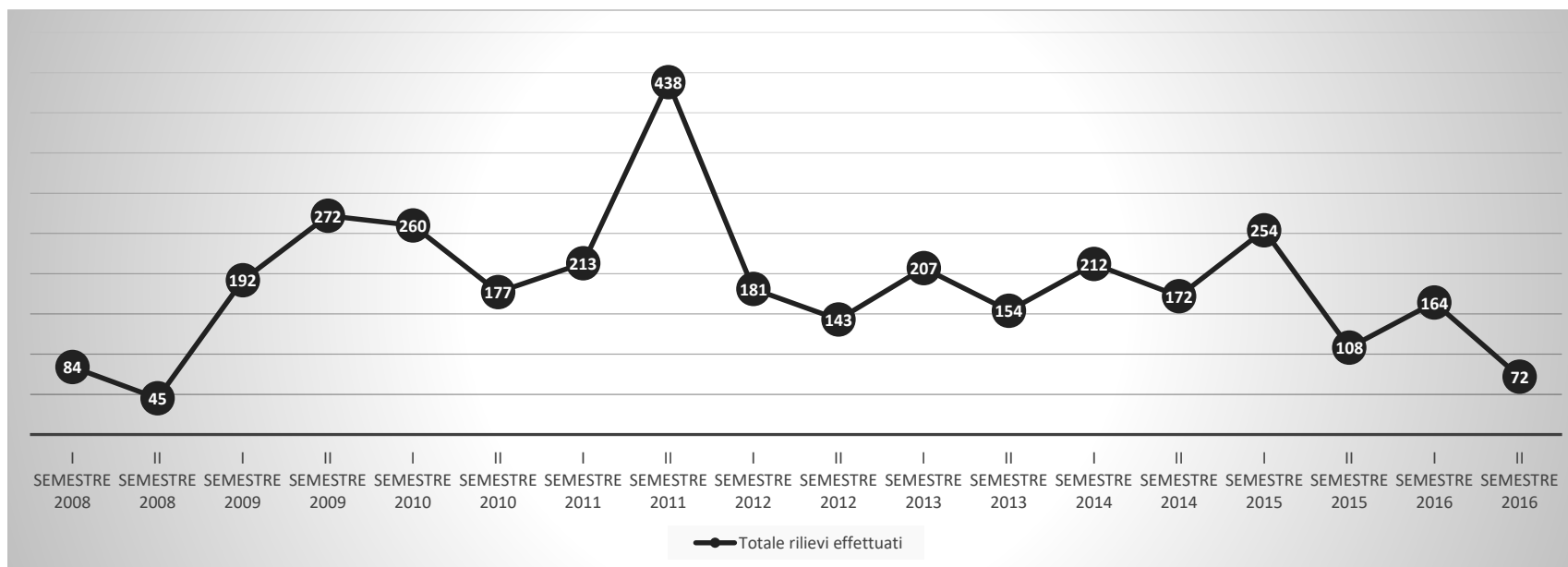
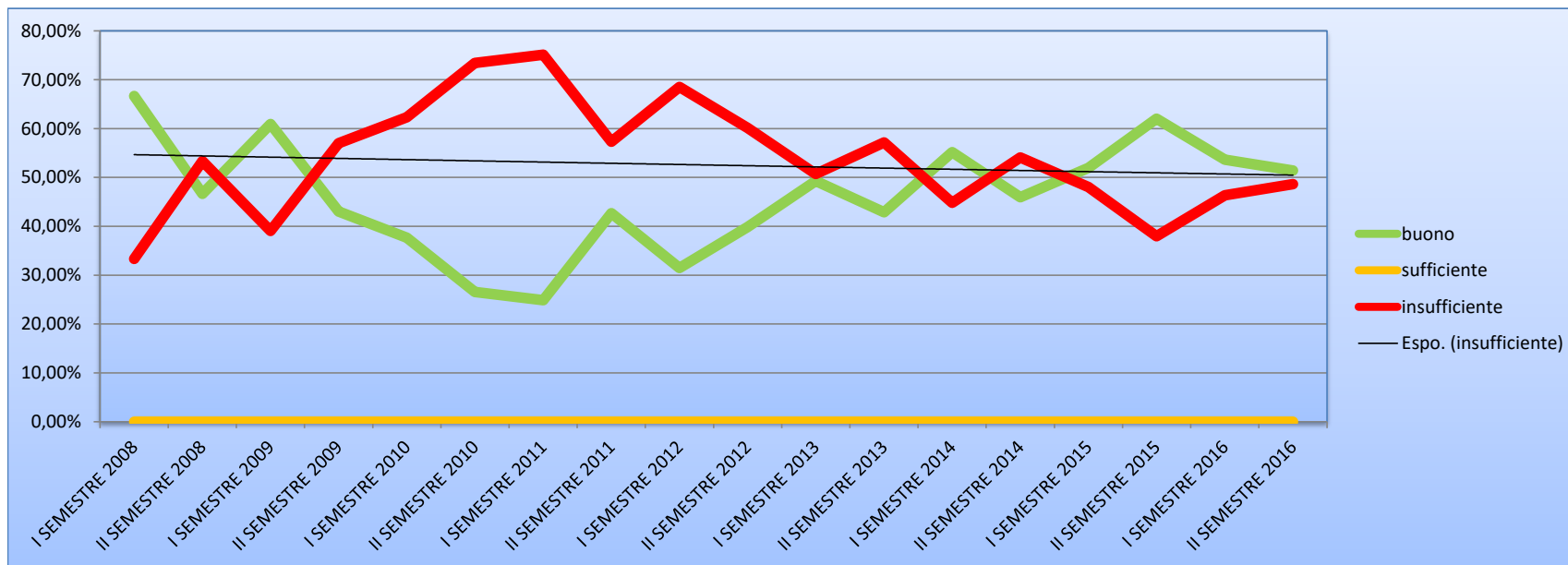
ANDAMENTO CANTIERI 2008 - 2016

2.11 Giudizio complessivo	buono	sufficiente	insufficiente
I SEMESTRE 2008	↓ 21	↓ 49	↑ 15
II SEMESTRE 2008	↓ 21	↓ 15	↑ 9
I SEMESTRE 2009	→ 68	→ 101	↑ 23
II SEMESTRE 2009	→ 76	↑ 173	↑ 23
I SEMESTRE 2010	→ 73	→ 158	→ 29
II SEMESTRE 2010	↓ 40	→ 115	↑ 22
I SEMESTRE 2011	→ 53	→ 128	→ 32
II SEMESTRE 2011	↑ 114	↑ 238	↓ 86
I SEMESTRE 2012	↓ 45	→ 103	→ 33
II SEMESTRE 2012	↓ 47	↓ 73	↑ 24
I SEMESTRE 2013	→ 77	→ 105	→ 25
II SEMESTRE 2013	→ 55	↓ 76	↑ 23
I SEMESTRE 2014	→ 83	→ 112	↑ 18
II SEMESTRE 2014	→ 81	↓ 83	↑ 8
I SEMESTRE 2015	↑ 106	→ 137	↑ 11
II SEMESTRE 2015	↓ 49	↓ 56	↑ 4
I SEMESTRE 2016	→ 76	↓ 83	↑ 5
II SEMESTRE 2016	↓ 27	↓ 41	↑ 5

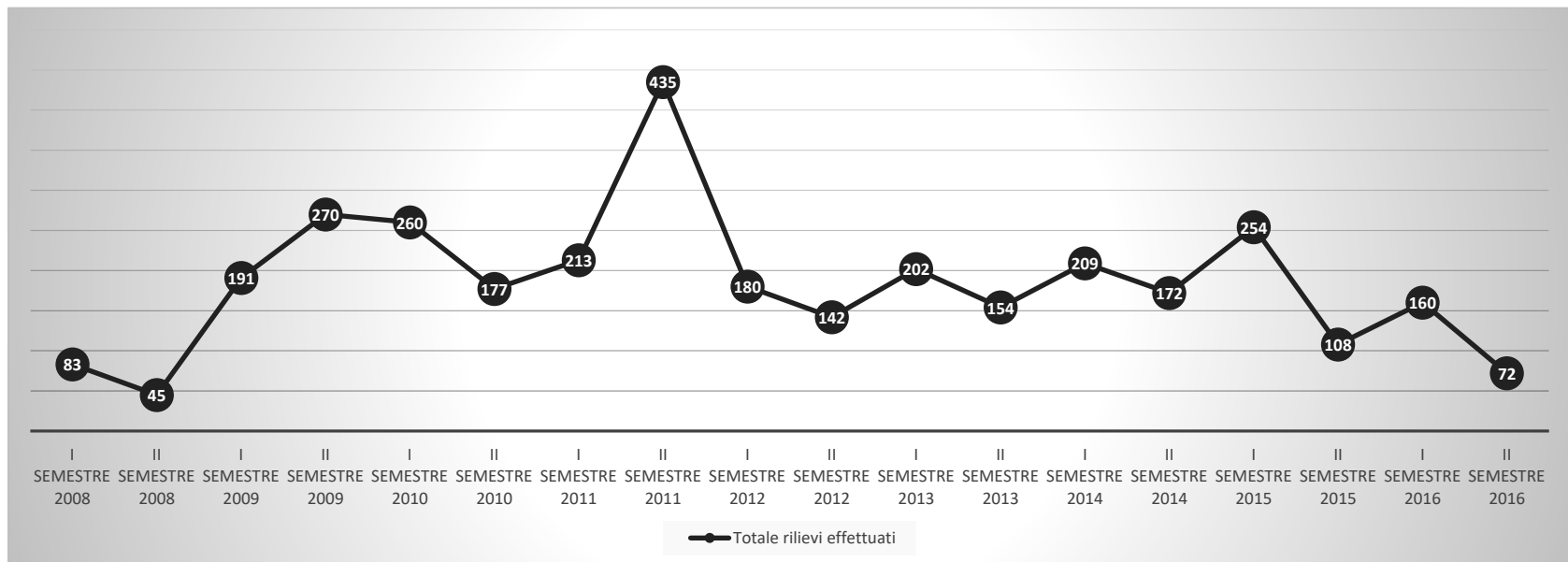
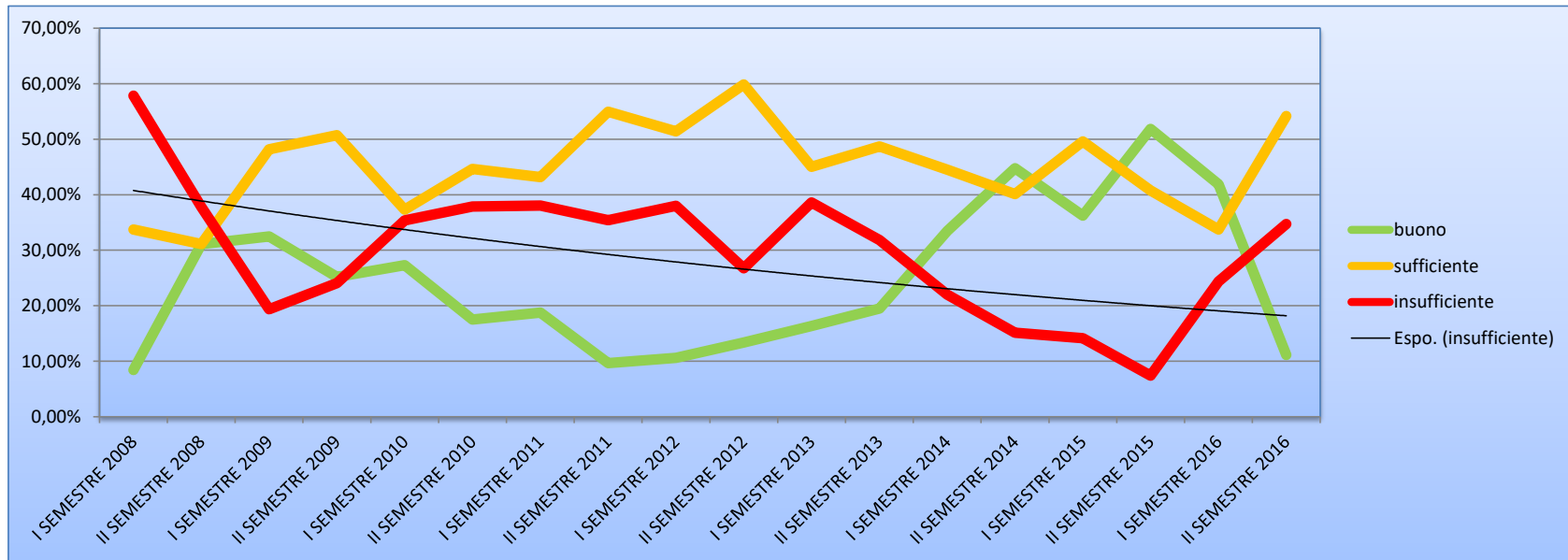
buono	sufficiente	insufficiente
↓ 24,71%	↑ 57,64%	↓ 17,65%
↑ 46,67%	↓ 33,33%	↓ 20,00%
→ 35,42%	→ 52,60%	→ 11,98%
↓ 27,94%	↑ 63,60%	→ 8,46%
↓ 28,08%	↑ 60,77%	→ 11,15%
↓ 22,60%	↑ 64,97%	→ 12,43%
↓ 24,88%	↑ 60,10%	→ 15,02%
↓ 26,03%	→ 54,34%	↓ 19,63%
↓ 24,86%	↑ 56,91%	↓ 18,23%
→ 32,64%	→ 50,69%	↓ 16,67%
→ 37,20%	→ 50,72%	→ 12,08%
→ 35,71%	→ 49,35%	→ 14,94%
→ 38,97%	→ 52,58%	→ 8,45%
↑ 47,09%	→ 48,26%	↑ 4,65%
↑ 41,73%	→ 53,94%	↑ 4,33%
↑ 44,95%	→ 51,38%	↑ 3,67%
↑ 46,34%	→ 50,61%	↑ 3,05%
→ 36,99%	↑ 56,16%	↑ 6,85%

Totale visite	Semestrali	Annuali
I SEMESTRE 2008	85	
II SEMESTRE 2008	45 ↓	130
I SEMESTRE 2009	192	
II SEMESTRE 2009	272 →	464
I SEMESTRE 2010	260	
II SEMESTRE 2010	177 →	437
I SEMESTRE 2011	213	
II SEMESTRE 2011	438 ↑	651
I SEMESTRE 2012	181	
II SEMESTRE 2012	144 →	325
I SEMESTRE 2013	207	
II SEMESTRE 2013	154 →	361
I SEMESTRE 2014	213	
II SEMESTRE 2014	172 →	385
I SEMESTRE 2015	254	
II SEMESTRE 2015	109 →	363
I SEMESTRE 2016	164	
II SEMESTRE 2016	73 ↓	237

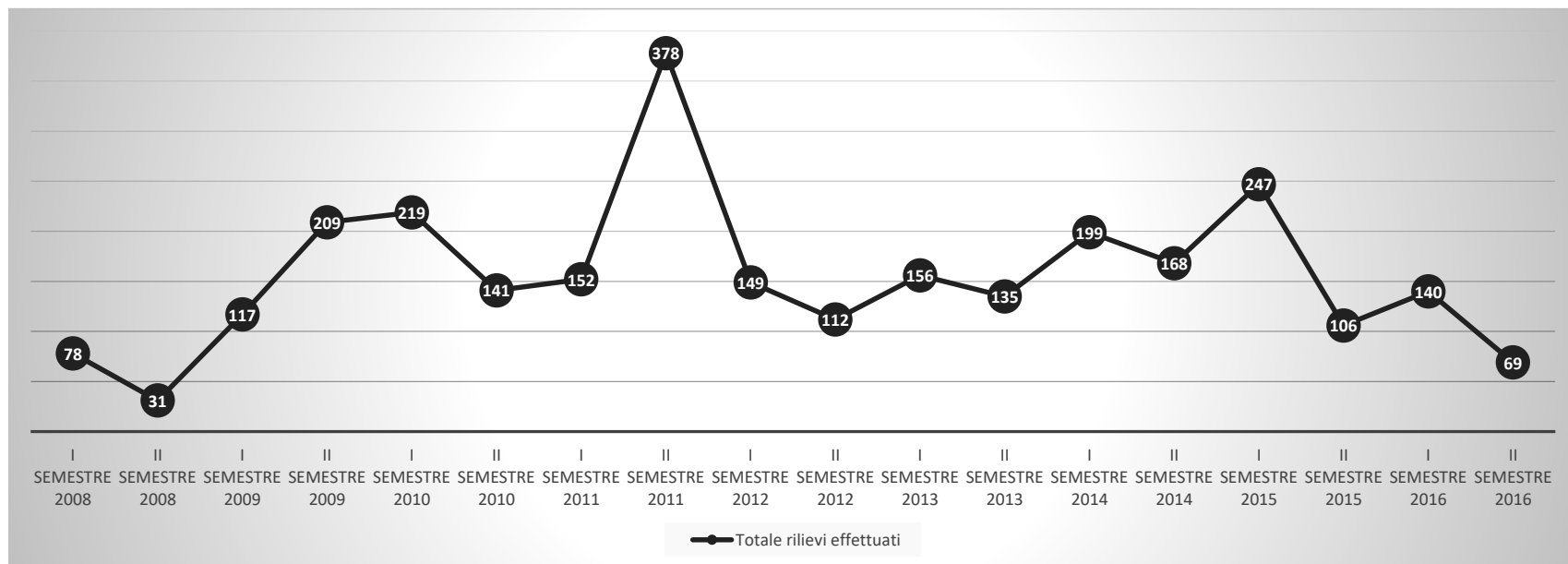
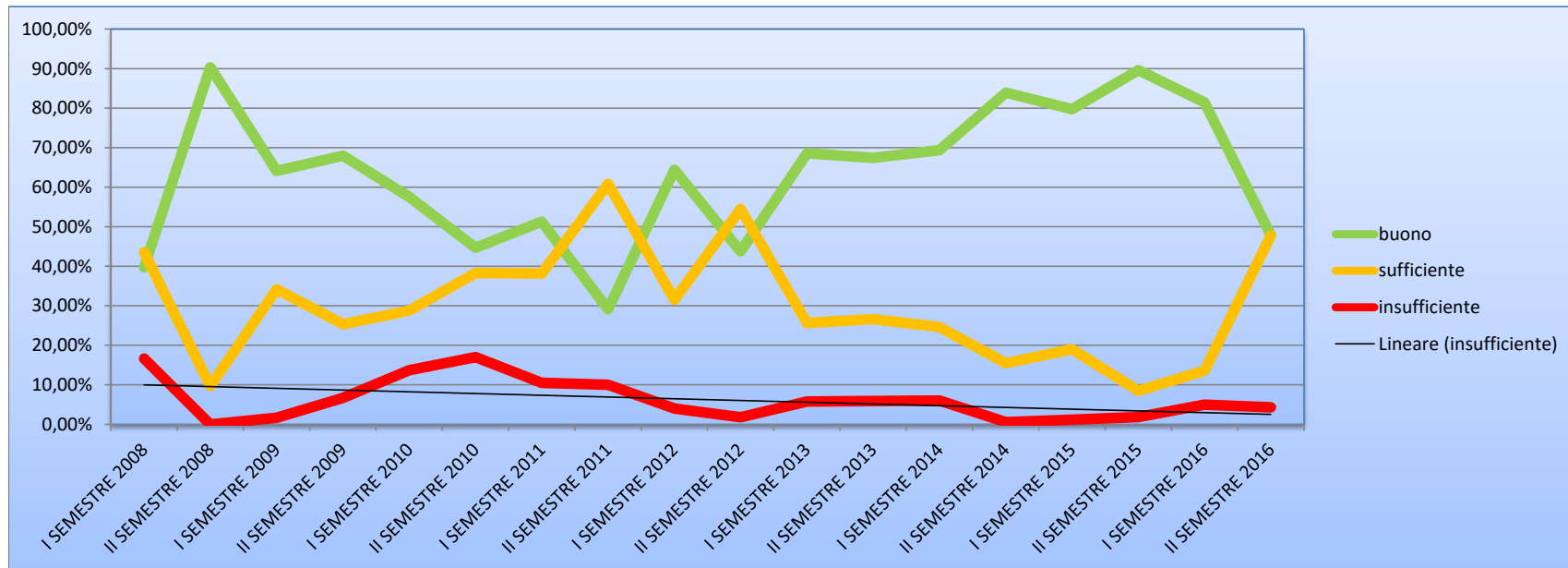
2.1 Presenza di documentazione in cantiere



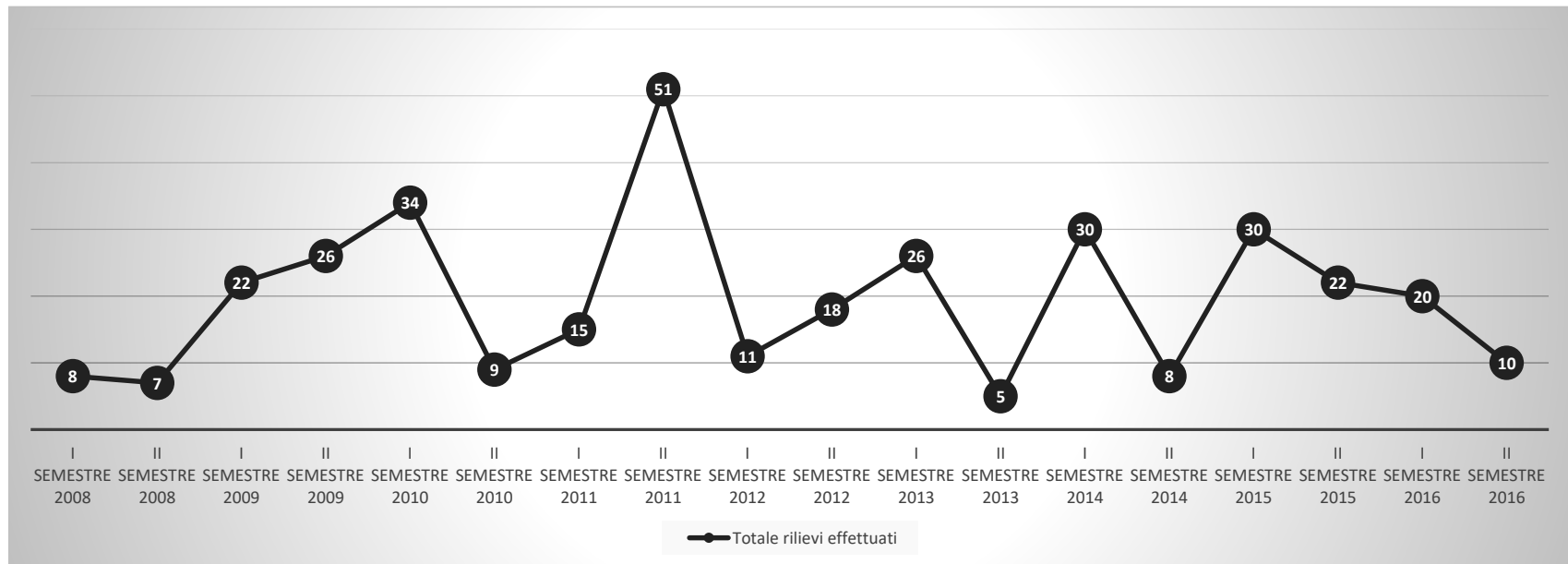
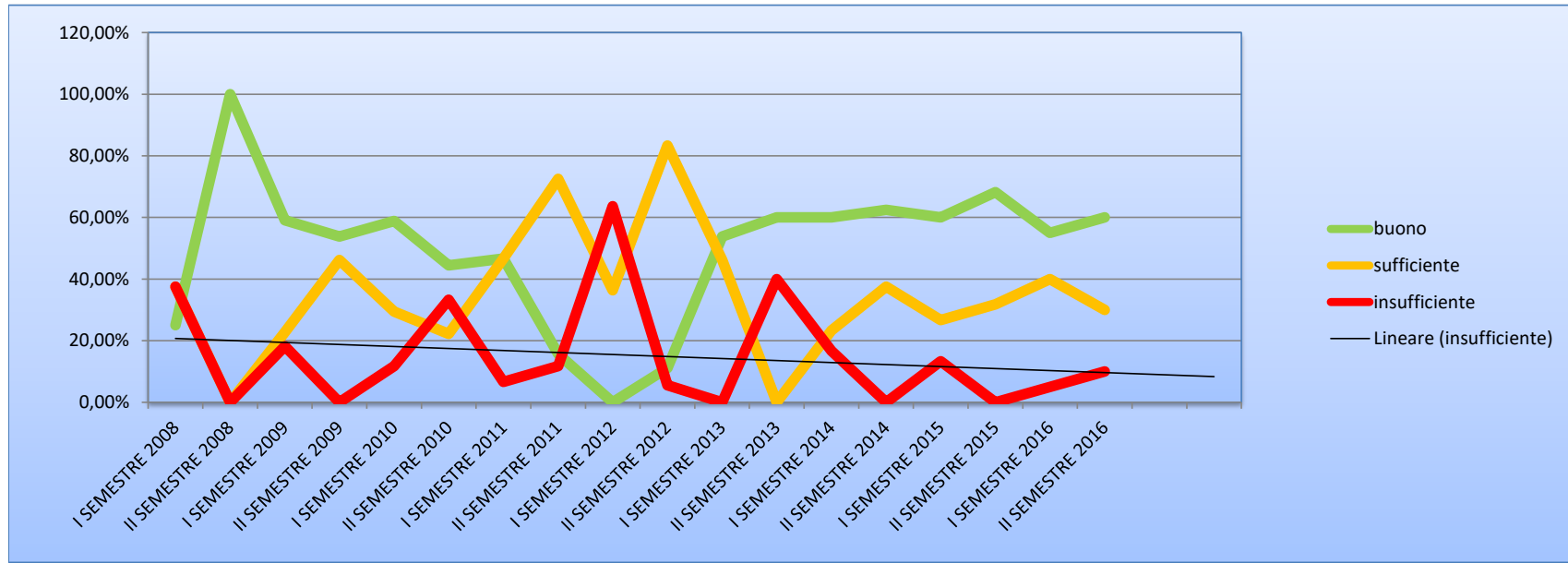
2.2 Allestimento cantiere



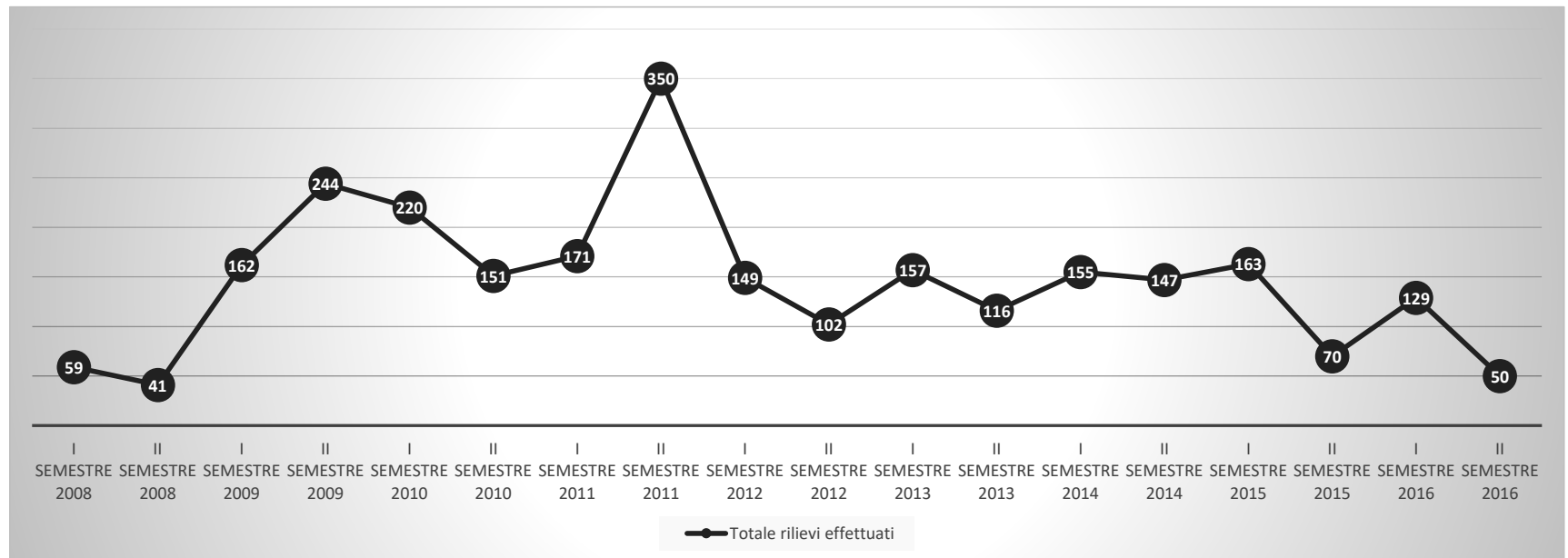
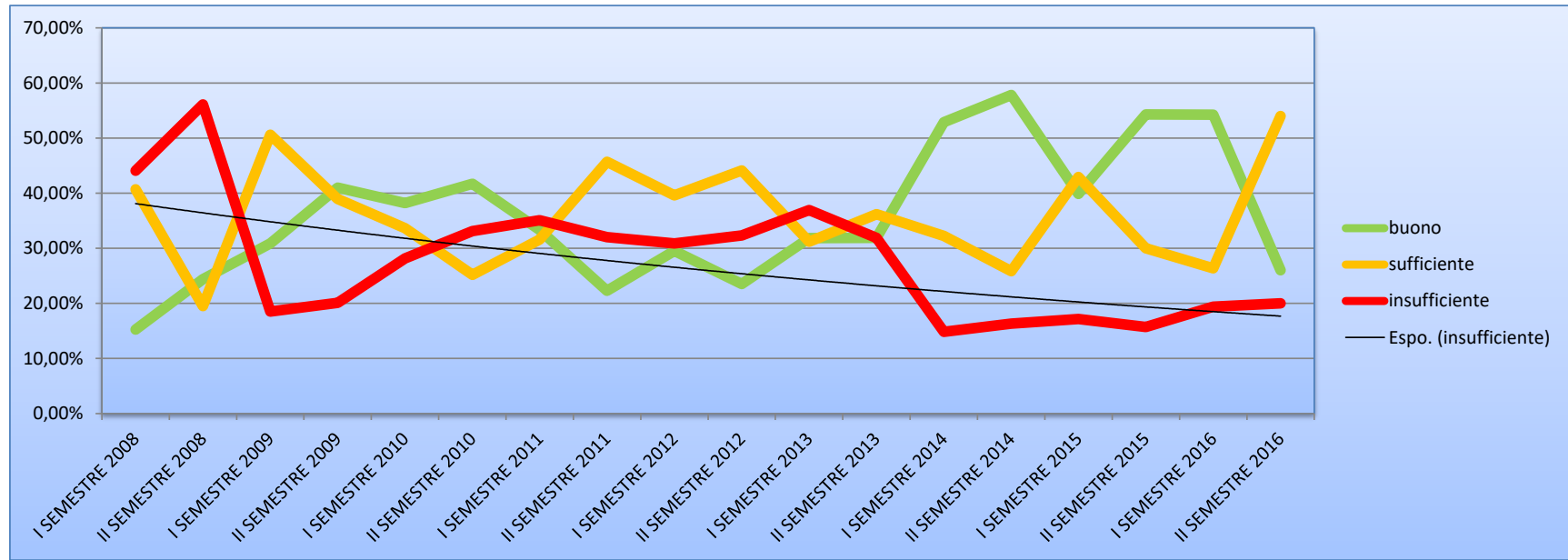
2.3 Viabilità di cantiere



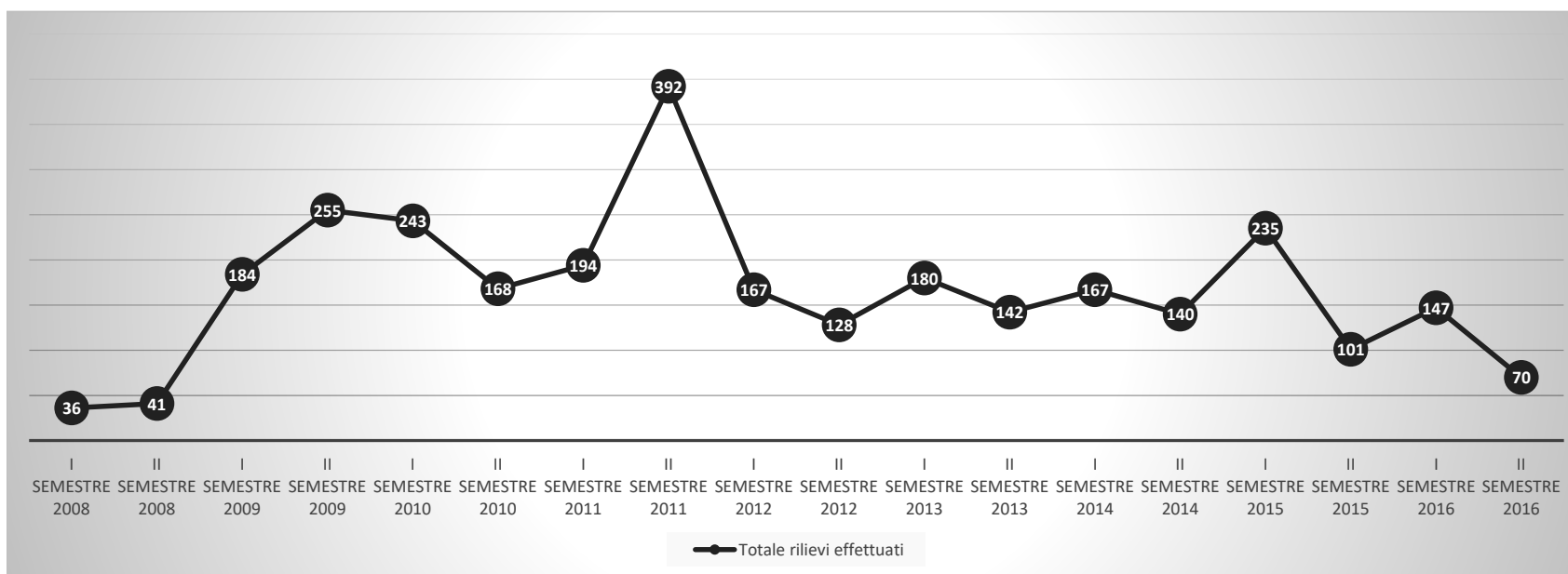
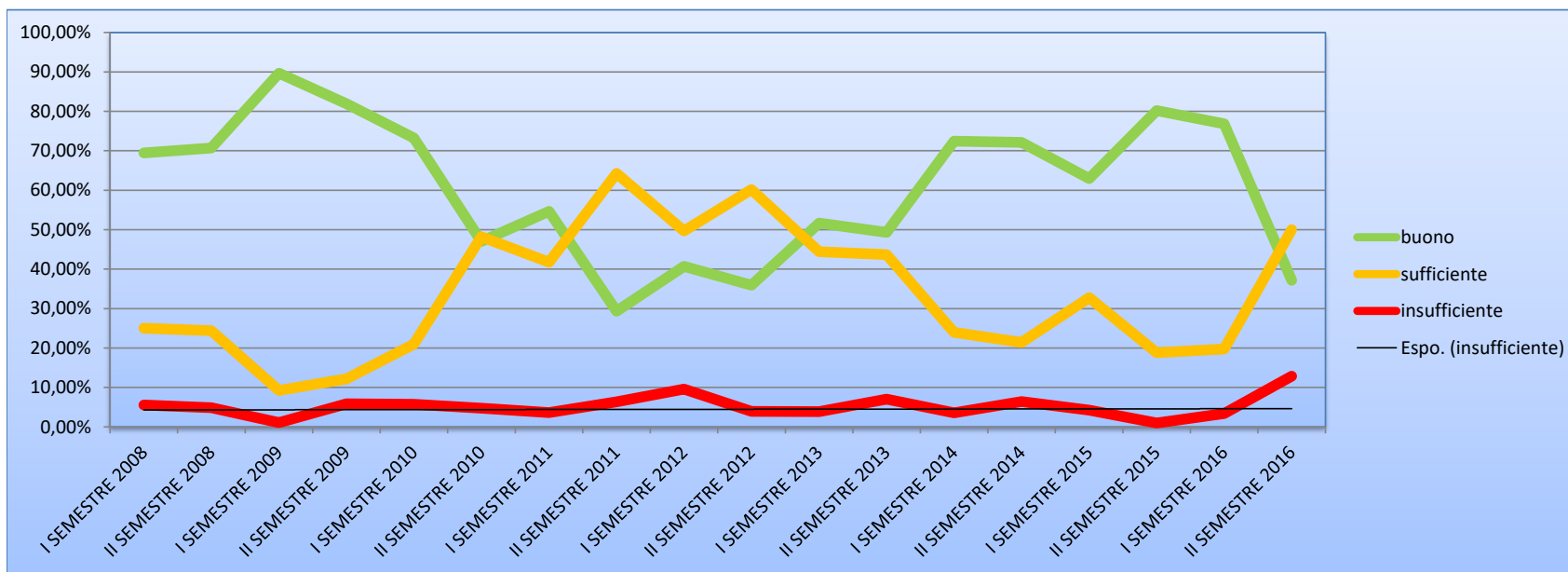
2.4 Scavi



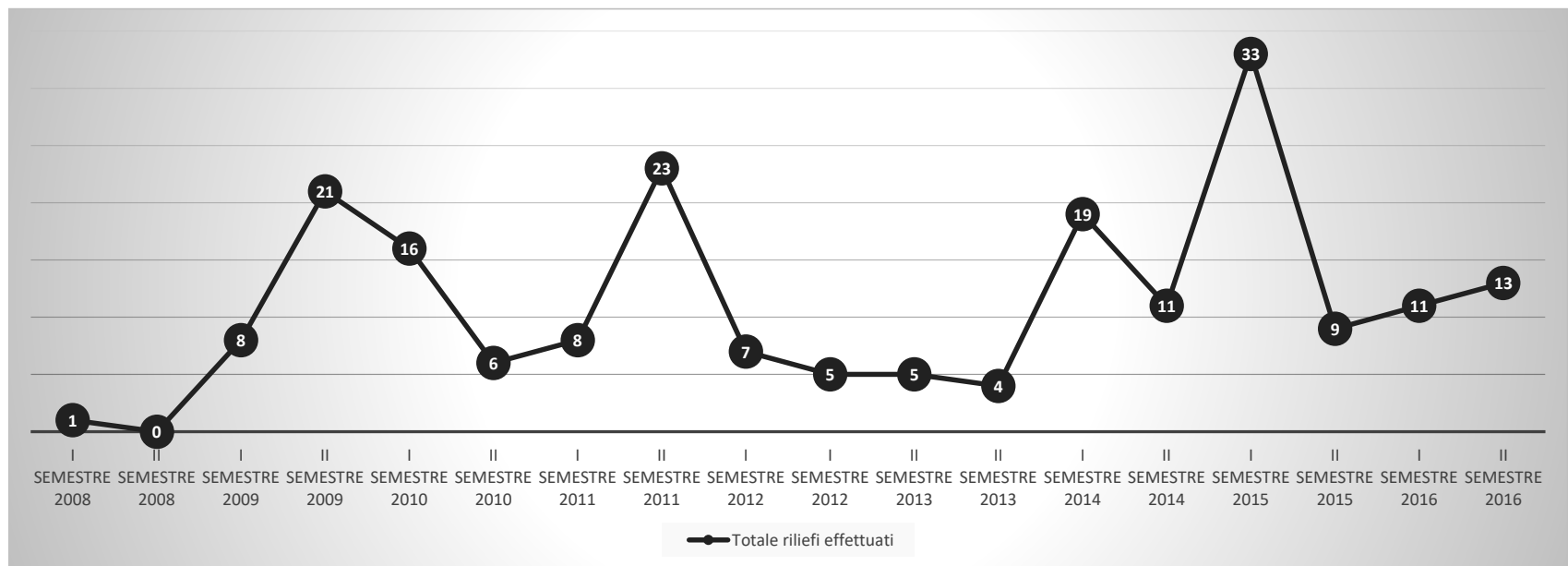
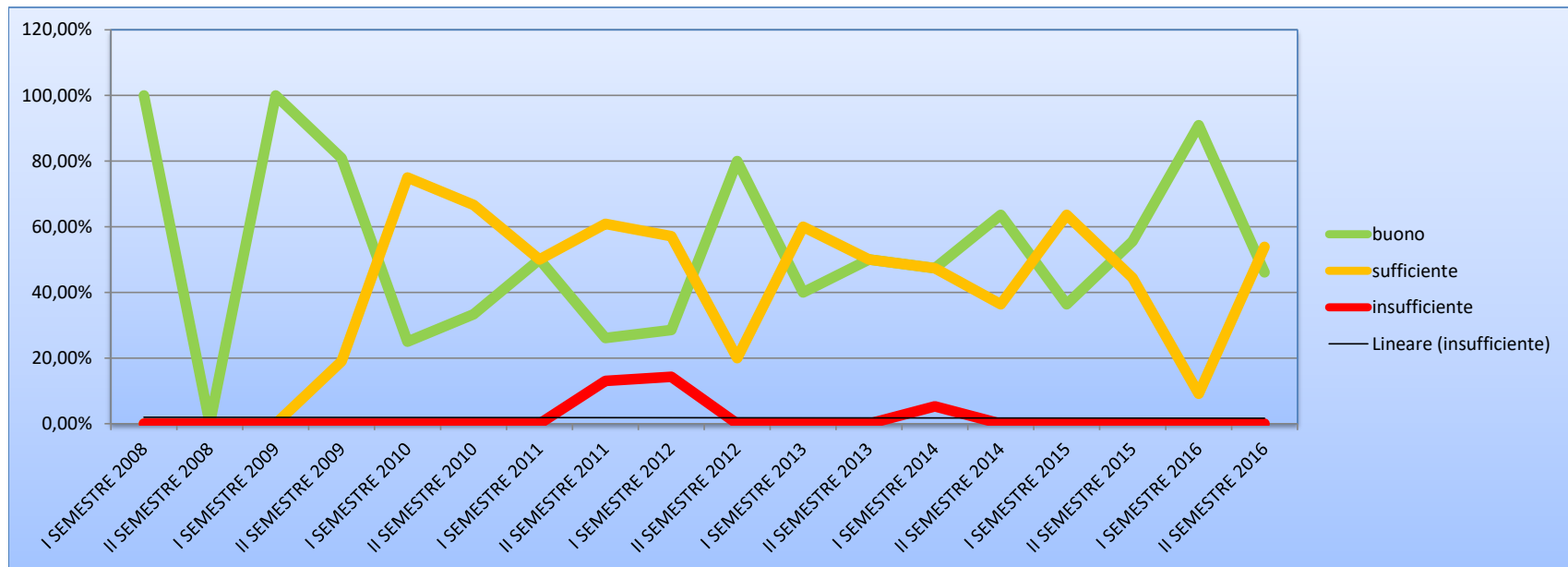
2.5 Opere provvisionali



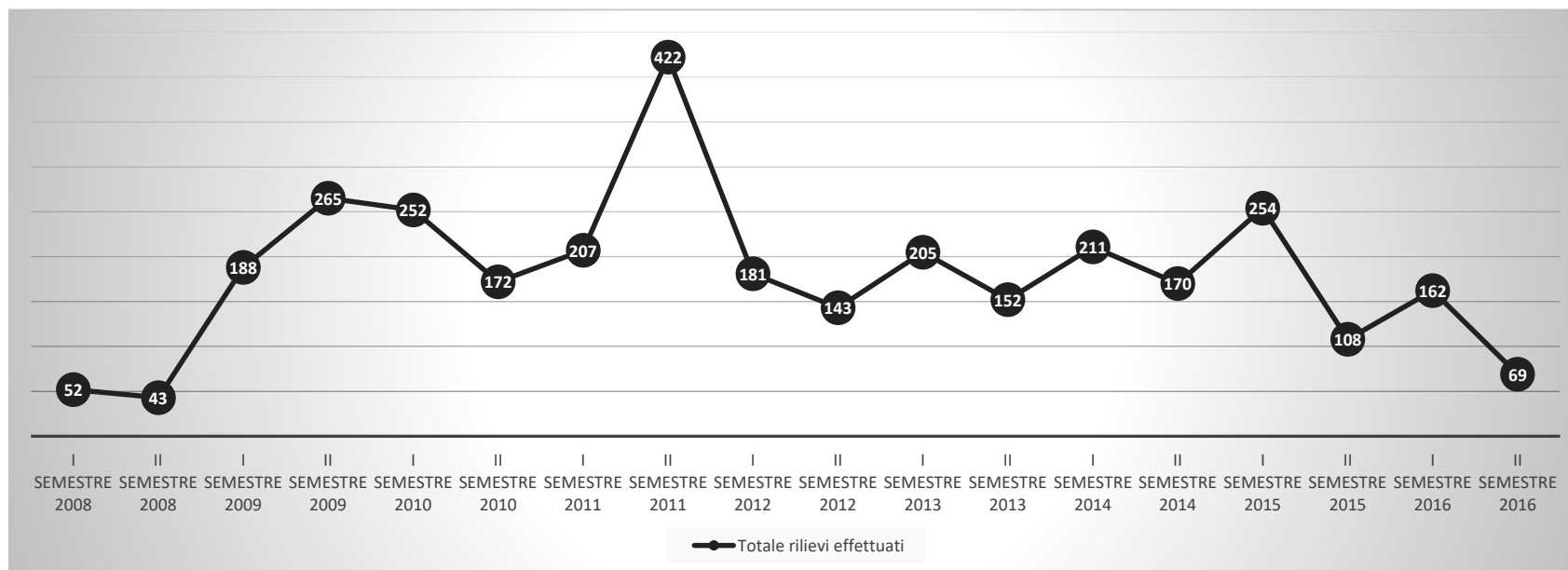
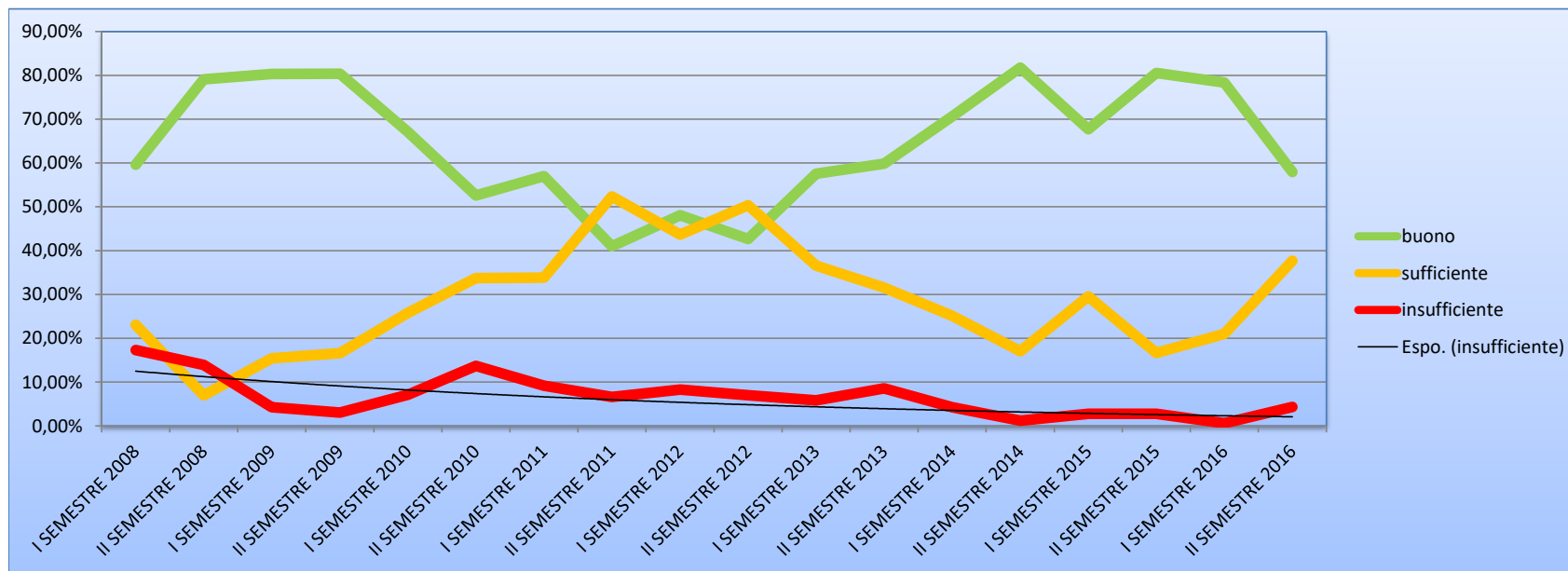
2.6 Impianto elettrico



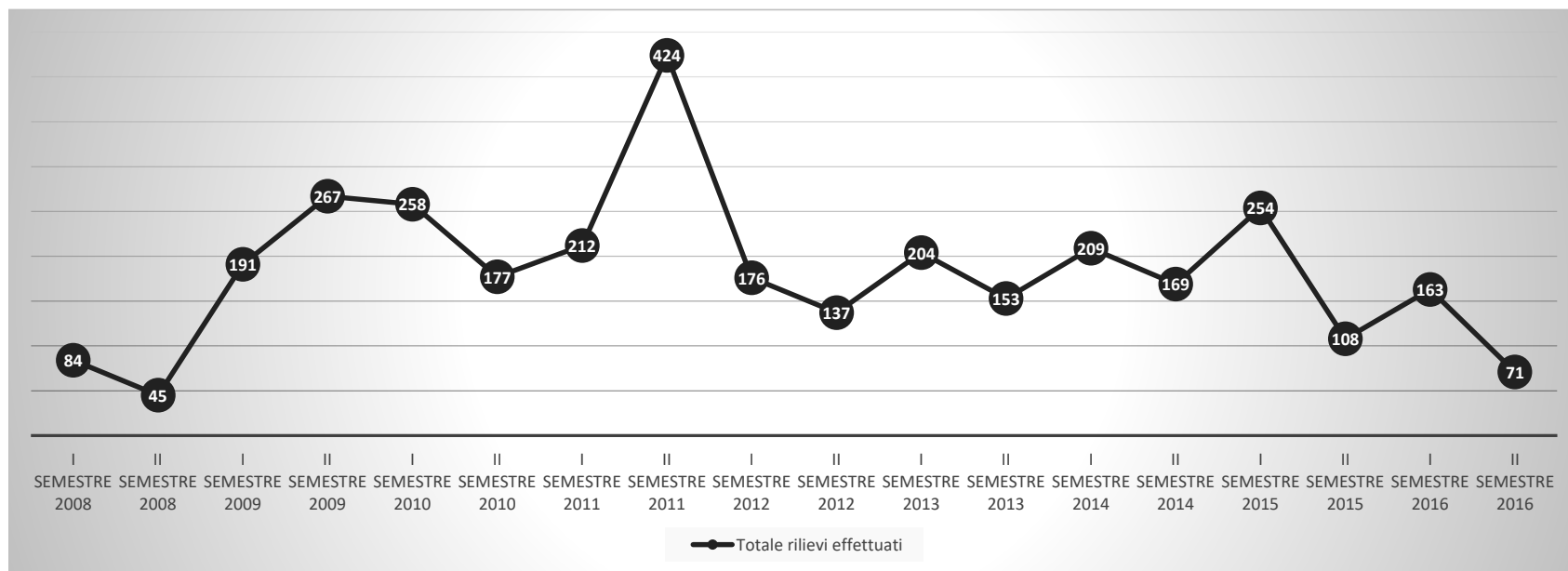
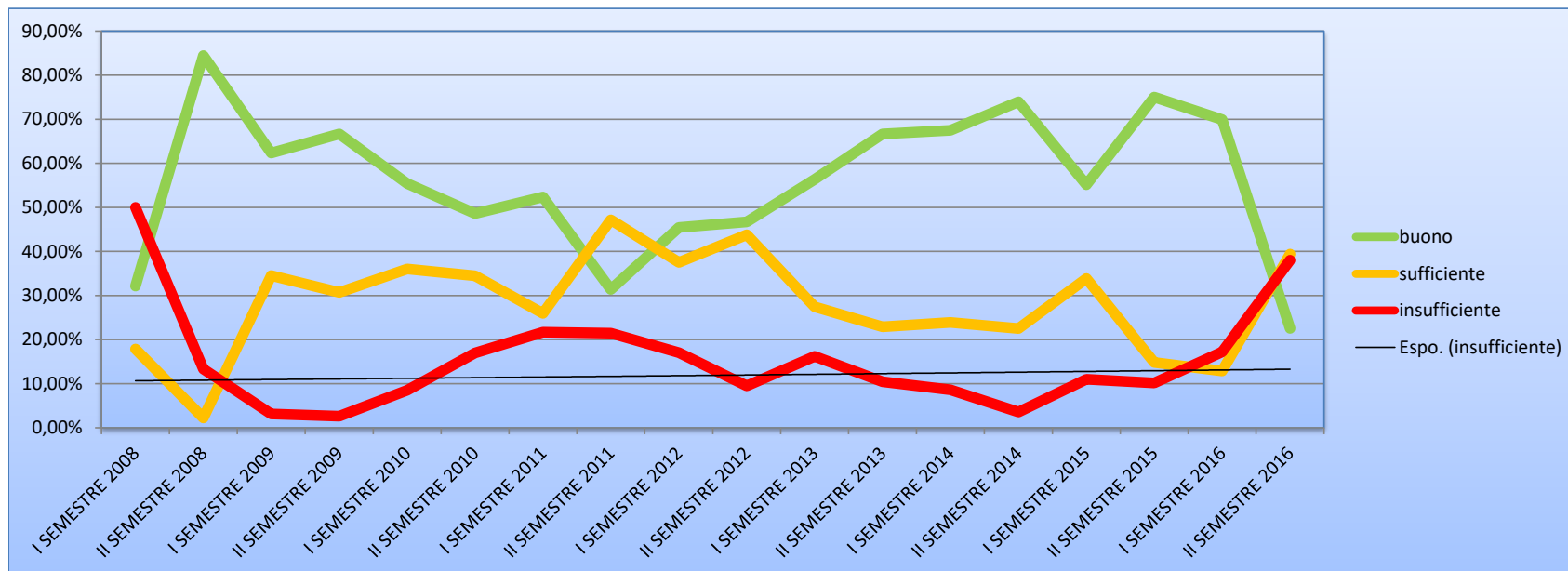
2.7 Demolizioni



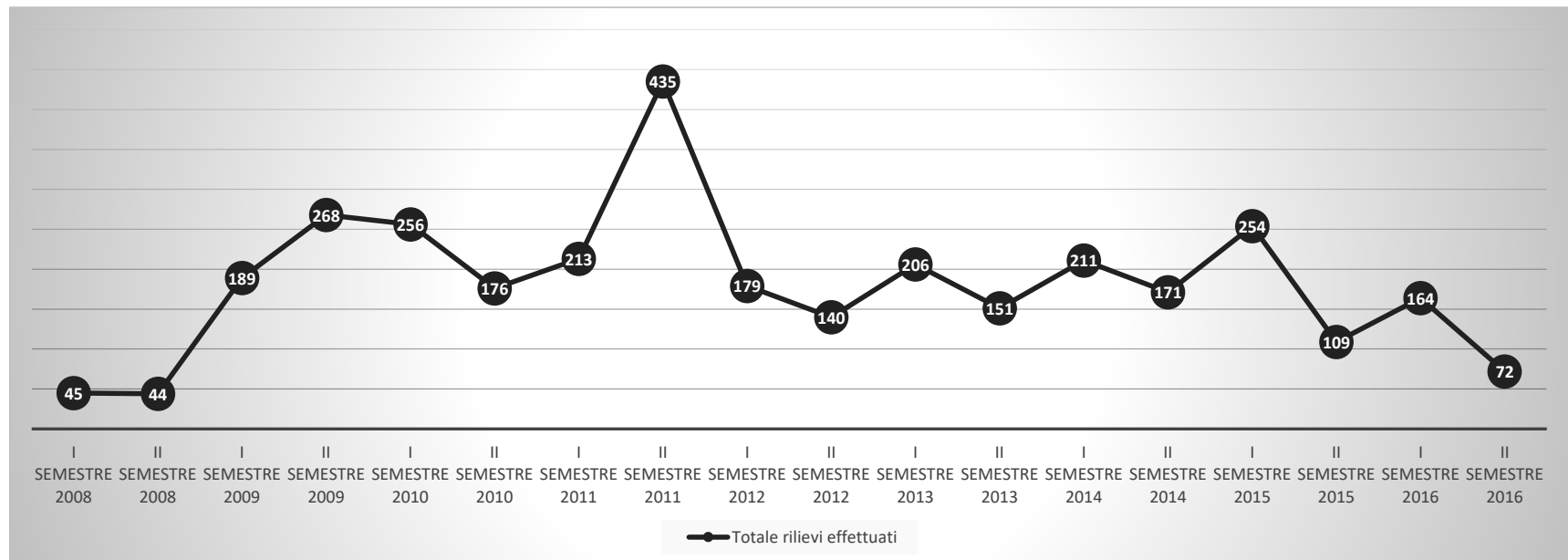
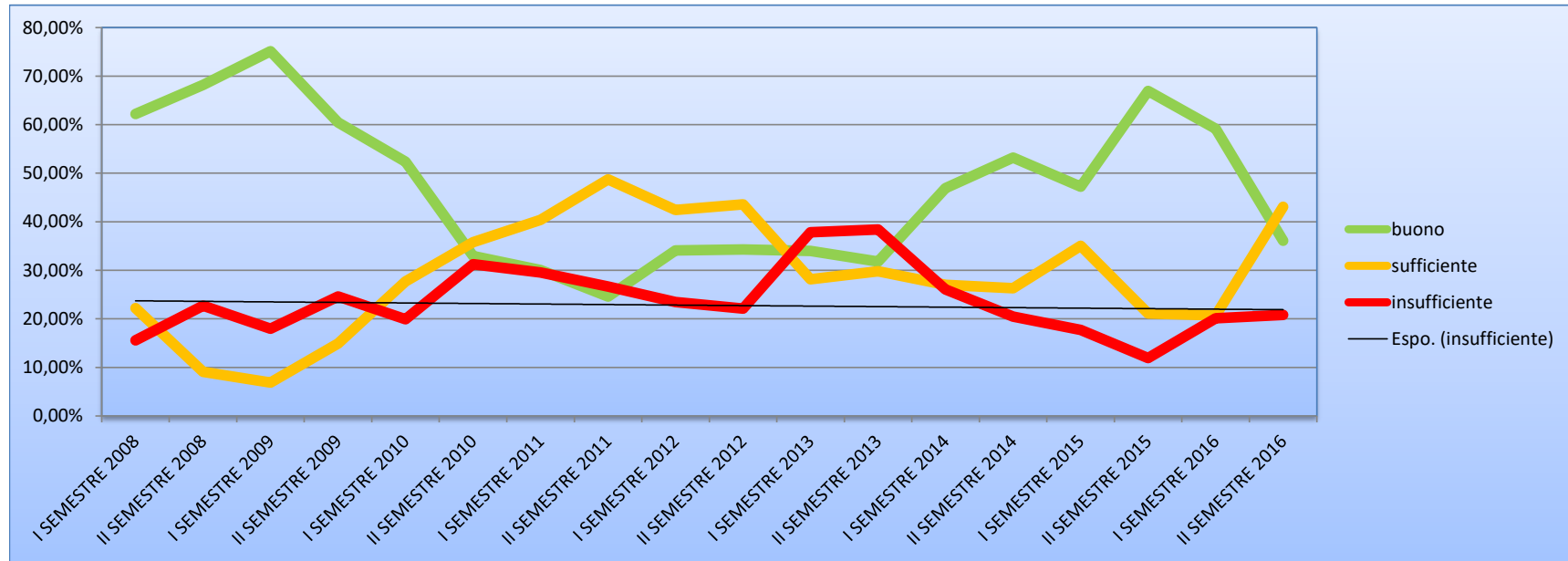
2.8 Macchine e attrezzature di cantiere



2.9 Dispositivi di Protezione Individuale



2.10 Formazione



2.11 Giudizio complessivo

