

ANDAMENTO CANTIERI 2008 - 2017 1° semestre

2.1 Presenza di documentazione in cantiere	buono	sufficiente	insufficiente	Tot
I SEMESTRE 2008	56	0	28	84
II SEMESTRE 2008	21	0	24	45
I SEMESTRE 2009	117	0	75	192
II SEMESTRE 2009	117	0	155	272
I SEMESTRE 2010	98	0	162	260
II SEMESTRE 2010	47	0	130	177
I SEMESTRE 2011	53	0	160	213
II SEMESTRE 2011	187	0	251	438
I SEMESTRE 2012	57	0	124	181
II SEMESTRE 2012	57	0	86	143
I SEMESTRE 2013	102	0	105	207
II SEMESTRE 2013	66	0	88	154
I SEMESTRE 2014	117	0	95	212
II SEMESTRE 2014	79	0	93	172
I SEMESTRE 2015	132	0	122	254
II SEMESTRE 2015	67	0	41	108
I SEMESTRE 2016	88	0	76	164
II SEMESTRE 2016	37	0	35	72
I SEMESTRE 2017	34	0	25	59

buono	sufficiente	insufficiente
66,67%	0,00%	33,33%
46,67%	0,00%	53,33%
60,94%	0,00%	39,06%
43,01%	0,00%	56,99%
37,69%	0,00%	62,31%
26,55%	0,00%	73,45%
24,88%	0,00%	75,12%
42,69%	0,00%	57,31%
31,49%	0,00%	68,51%
39,86%	0,00%	60,14%
49,28%	0,00%	50,72%
42,86%	0,00%	57,14%
55,19%	0,00%	44,81%
45,93%	0,00%	54,07%
51,97%	0,00%	48,03%
62,04%	0,00%	37,96%
53,66%	0,00%	46,34%
51,39%	0,00%	48,61%
57,63%	0,00%	42,37%

2.2 Allestimento cantiere	buono	sufficiente	insufficiente	Tot
I SEMESTRE 2008	7	28	48	83
II SEMESTRE 2008	14	14	17	45
I SEMESTRE 2009	62	92	37	191
II SEMESTRE 2009	68	137	65	270
I SEMESTRE 2010	71	97	92	260
II SEMESTRE 2010	31	79	67	177
I SEMESTRE 2011	40	92	81	213
II SEMESTRE 2011	42	239	154	435
I SEMESTRE 2012	19	92	69	180
II SEMESTRE 2012	19	85	38	142
I SEMESTRE 2013	33	91	78	202
II SEMESTRE 2013	30	75	49	154
I SEMESTRE 2014	70	93	46	209
II SEMESTRE 2014	77	69	26	172
I SEMESTRE 2015	92	126	36	254
II SEMESTRE 2015	56	44	8	108
I SEMESTRE 2016	67	54	39	160
II SEMESTRE 2016	8	39	25	72
I SEMESTRE 2017	12	30	18	60

buono	sufficiente	insufficiente
8,43%	33,73%	57,84%
31,11%	31,11%	37,78%
32,46%	48,17%	19,37%
25,19%	50,74%	24,07%
27,31%	37,31%	35,38%
17,51%	44,64%	37,85%
18,78%	43,19%	38,03%
9,66%	54,94%	35,40%
10,61%	51,40%	37,99%
13,38%	59,86%	26,76%
16,34%	45,05%	38,61%
19,48%	48,70%	31,82%
33,49%	44,50%	22,01%
44,76%	40,12%	15,12%
36,22%	49,61%	14,17%
51,85%	40,74%	7,41%
41,87%	33,75%	24,38%
11,11%	54,17%	34,72%
20,00%	50,00%	30,00%

ANDAMENTO CANTIERI 2008 - 2017 1° semestre

2.3 Viabilità di cantiere	buono	sufficiente	insufficiente	Tot
I SEMESTRE 2008	31	34	13	78
II SEMESTRE 2008	28	3	0	31
I SEMESTRE 2009	75	40	2	117
II SEMESTRE 2009	142	53	14	209
I SEMESTRE 2010	126	63	30	219
II SEMESTRE 2010	63	54	24	141
I SEMESTRE 2011	78	58	16	152
II SEMESTRE 2011	110	230	38	378
I SEMESTRE 2012	96	47	6	149
II SEMESTRE 2012	49	61	2	112
I SEMESTRE 2013	107	40	9	156
II SEMESTRE 2013	91	36	8	135
I SEMESTRE 2014	138	49	12	199
II SEMESTRE 2014	141	26	1	168
I SEMESTRE 2015	197	47	3	247
II SEMESTRE 2015	95	9	2	106
I SEMESTRE 2016	114	19	7	140
II SEMESTRE 2016	33	33	3	69
I SEMESTRE 2017	39	14	5	58

buono	sufficiente	insufficiente
39,74%	43,59%	16,67%
90,32%	9,68%	0,00%
64,10%	34,19%	1,71%
67,94%	25,36%	6,70%
57,53%	28,77%	13,70%
44,68%	38,30%	17,02%
51,31%	38,16%	10,53%
29,10%	60,85%	10,05%
64,43%	31,54%	4,03%
43,75%	54,46%	7,79%
68,59%	25,64%	5,77%
67,40%	26,67%	5,93%
69,00%	24,62%	6,03%
83,92%	15,48%	0,60%
79,76%	19,03%	1,21%
89,62%	8,49%	1,89%
81,43%	13,57%	5,00%
47,83%	47,82%	4,35%
67,24%	24,14%	8,62%

2.4 Scavi	buono	sufficiente	insufficiente	Tot
I SEMESTRE 2008	2	3	3	8
II SEMESTRE 2008	7	0	0	7
I SEMESTRE 2009	13	5	4	22
II SEMESTRE 2009	14	12	0	26
I SEMESTRE 2010	20	10	4	34
II SEMESTRE 2010	4	2	3	9
I SEMESTRE 2011	7	7	1	15
II SEMESTRE 2011	8	37	6	51
I SEMESTRE 2012	0	4	7	11
II SEMESTRE 2012	2	15	1	18
I SEMESTRE 2013	14	12	0	26
II SEMESTRE 2013	3	0	2	5
I SEMESTRE 2014	18	7	5	30
II SEMESTRE 2014	5	3	0	8
I SEMESTRE 2015	18	8	4	30
II SEMESTRE 2015	15	7	0	22
I SEMESTRE 2016	11	8	1	20
II SEMESTRE 2016	6	3	1	10
I SEMESTRE 2017	4	3	0	7

buono	sufficiente	insufficiente
25,00%	37,50%	37,50%
100,00%	0,00%	0,00%
59,09%	22,73%	18,18%
53,85%	46,15%	0,00%
58,83%	29,41%	11,76%
44,45%	22,22%	33,33%
46,67%	46,66%	6,67%
15,69%	72,55%	11,76%
0,00%	36,36%	63,64%
11,11%	83,33%	5,56%
53,85%	46,15%	0,00%
60,00%	0,00%	40,00%
60,00%	23,33%	16,67%
62,50%	37,50%	0,00%
60,00%	26,67%	13,33%
68,18%	31,82%	0,00%
55,00%	40,00%	5,00%
60,00%	30,00%	10,00%
57,14%	42,86%	0,00%

ANDAMENTO CANTIERI 2008 - 2017 1° semestre

2.5 Opere provvisionali	buono	sufficiente	insufficiente	Tot
I SEMESTRE 2008	9	24	26	59
II SEMESTRE 2008	10	8	23	41
I SEMESTRE 2009	50	82	30	162
II SEMESTRE 2009	100	95	49	244
I SEMESTRE 2010	84	74	62	220
II SEMESTRE 2010	63	38	50	151
I SEMESTRE 2011	57	54	60	171
II SEMESTRE 2011	78	160	112	350
I SEMESTRE 2012	44	59	46	149
II SEMESTRE 2012	24	45	33	102
I SEMESTRE 2013	50	49	58	157
II SEMESTRE 2013	37	42	37	116
I SEMESTRE 2014	82	50	23	155
II SEMESTRE 2014	85	38	24	147
I SEMESTRE 2015	65	70	28	163
II SEMESTRE 2015	38	21	11	70
I SEMESTRE 2016	70	34	25	129
II SEMESTRE 2016	13	27	10	50
I SEMESTRE 2017	6	21	11	38

buono	sufficiente	insufficiente
15,25%	40,68%	44,07%
24,39%	19,51%	56,10%
30,86%	50,62%	18,52%
40,99%	38,93%	20,08%
38,18%	33,64%	28,18%
41,72%	25,17%	33,11%
33,33%	31,58%	35,09%
22,29%	45,71%	32,00%
29,53%	39,60%	30,87%
23,53%	44,12%	32,35%
31,85%	31,21%	36,94%
31,90%	36,20%	31,90%
52,90%	32,26%	14,84%
57,82%	25,85%	16,33%
39,88%	42,94%	17,18%
54,29%	30,00%	15,71%
54,26%	26,36%	19,38%
26,00%	54,00%	20,00%
15,79%	55,26%	28,95%

2.6 Impianto elettrico	buono	sufficiente	insufficiente	Tot
I SEMESTRE 2008	25	9	2	36
II SEMESTRE 2008	29	10	2	41
I SEMESTRE 2009	165	17	2	184
II SEMESTRE 2009	209	31	15	255
I SEMESTRE 2010	178	51	14	243
II SEMESTRE 2010	79	81	8	168
I SEMESTRE 2011	106	81	7	194
II SEMESTRE 2011	115	252	25	392
I SEMESTRE 2012	68	83	16	167
II SEMESTRE 2012	46	77	5	128
I SEMESTRE 2013	93	80	7	180
II SEMESTRE 2013	70	62	10	142
I SEMESTRE 2014	121	40	6	167
II SEMESTRE 2014	101	30	9	140
I SEMESTRE 2015	148	77	10	235
II SEMESTRE 2015	81	19	1	101
I SEMESTRE 2016	113	29	5	147
II SEMESTRE 2016	26	35	9	70
I SEMESTRE 2017	27	21	3	51

buono	sufficiente	insufficiente
69,44%	25,00%	5,56%
70,73%	24,39%	4,88%
89,67%	9,24%	1,09%
81,96%	12,16%	5,88%
73,25%	20,99%	5,76%
47,02%	48,22%	4,76%
54,64%	41,75%	3,61%
29,34%	64,28%	6,38%
40,72%	49,70%	9,58%
35,94%	60,15%	3,91%
51,67%	44,44%	3,89%
49,30%	43,66%	7,04%
72,46%	23,95%	3,59%
72,14%	21,43%	6,43%
62,97%	32,77%	4,26%
80,20%	18,81%	0,99%
76,87%	19,73%	3,40%
37,14%	50,00%	12,86%
52,94%	41,18%	5,88%

ANDAMENTO CANTIERI 2008 - 2017 1° semestre

2.7 Demolizioni	buono	sufficiente	insufficiente	Tot
I SEMESTRE 2008	1	0	0	1
II SEMESTRE 2008	0	0	0	0
I SEMESTRE 2009	8	0	0	8
II SEMESTRE 2009	17	4	0	21
I SEMESTRE 2010	4	12	0	16
II SEMESTRE 2010	2	4	0	6
I SEMESTRE 2011	4	4	0	8
II SEMESTRE 2011	6	14	3	23
I SEMESTRE 2012	2	4	1	7
II SEMESTRE 2012	4	1	0	5
I SEMESTRE 2013	2	3	0	5
II SEMESTRE 2013	2	2	0	4
I SEMESTRE 2014	9	9	1	19
II SEMESTRE 2014	7	4	0	11
I SEMESTRE 2015	12	21	0	33
II SEMESTRE 2015	5	4	0	9
I SEMESTRE 2016	10	1	0	11
II SEMESTRE 2016	6	7	0	13
I SEMESTRE 2017	5	0	0	5

buono	sufficiente	insufficiente
100,00%	0,00%	0,00%
0,00%	0,00%	0,00%
100,00%	0,00%	0,00%
80,89%	19,05%	0,00%
25,00%	75,00%	0,00%
33,33%	66,67%	0,00%
50,00%	50,00%	0,00%
26,09%	60,87%	13,04%
28,57%	57,14%	14,29%
80,00%	20,00%	0,00%
40,00%	60,00%	0,00%
50,00%	50,00%	0,00%
47,37%	47,37%	5,26%
63,64%	36,36%	0,00%
36,36%	63,64%	0,00%
55,56%	44,44%	0,00%
90,91%	9,09%	0,00%
46,15%	53,85%	0,00%
100,00%	0,00%	0,00%

2.8 Macchine e attrezzature di cantiere	buono	sufficiente	insufficiente	Tot
I SEMESTRE 2008	31	12	9	52
II SEMESTRE 2008	34	3	6	43
I SEMESTRE 2009	151	29	8	188
II SEMESTRE 2009	213	44	8	265
I SEMESTRE 2010	169	65	18	252
II SEMESTRE 2010	92	56	24	172
I SEMESTRE 2011	118	70	19	207
II SEMESTRE 2011	173	221	28	422
I SEMESTRE 2012	87	79	15	181
II SEMESTRE 2012	61	72	10	143
I SEMESTRE 2013	118	75	12	205
II SEMESTRE 2013	91	48	13	152
I SEMESTRE 2014	149	53	9	211
II SEMESTRE 2014	139	29	2	170
I SEMESTRE 2015	172	75	7	254
II SEMESTRE 2015	87	18	3	108
I SEMESTRE 2016	127	34	1	162
II SEMESTRE 2016	40	26	3	69
I SEMESTRE 2017	26	29	5	60

buono	sufficiente	insufficiente
59,61%	23,08%	17,31%
79,07%	6,98%	13,95%
80,31%	15,43%	4,26%
80,38%	16,60%	3,02%
67,07%	25,79%	7,14%
52,58%	33,71%	13,71%
57,00%	33,82%	9,18%
41,00%	52,36%	6,64%
48,06%	43,65%	8,29%
42,66%	50,35%	6,99%
57,56%	36,59%	5,85%
59,87%	31,58%	8,55%
70,61%	25,12%	4,27%
81,76%	17,06%	1,18%
67,71%	29,53%	2,76%
80,55%	16,67%	2,78%
78,39%	20,99%	0,62%
57,97%	37,68%	4,35%
43,33%	48,34%	8,33%

ANDAMENTO CANTIERI 2008 - 2017 1° semestre

2.9 Dispositivi di Protezione Individuale	buono	sufficiente	insufficiente	Tot
I SEMESTRE 2008	27	15	42	84
II SEMESTRE 2008	38	1	6	45
I SEMESTRE 2009	119	66	6	191
II SEMESTRE 2009	178	82	7	267
I SEMESTRE 2010	143	93	22	258
II SEMESTRE 2010	86	61	30	177
I SEMESTRE 2011	111	55	46	212
II SEMESTRE 2011	133	200	91	424
I SEMESTRE 2012	80	66	30	176
II SEMESTRE 2012	64	60	13	137
I SEMESTRE 2013	115	56	33	204
II SEMESTRE 2013	102	35	16	153
I SEMESTRE 2014	141	50	18	209
II SEMESTRE 2014	125	38	6	169
I SEMESTRE 2015	140	86	28	254
II SEMESTRE 2015	81	16	11	108
I SEMESTRE 2016	114	21	28	163
II SEMESTRE 2016	16	28	27	71
I SEMESTRE 2017	26	16	18	60

buono	sufficiente	insufficiente
32,14%	17,86%	50,00%
84,45%	2,22%	13,33%
62,31%	34,55%	3,14%
66,67%	30,71%	2,62%
55,42%	36,05%	8,53%
48,59%	34,46%	16,95%
52,36%	25,94%	21,70%
31,37%	47,17%	21,46%
45,45%	37,50%	17,05%
46,71%	43,80%	9,49%
56,37%	27,45%	16,18%
66,66%	22,88%	10,46%
67,47%	23,92%	8,61%
73,96%	22,49%	3,55%
55,12%	33,86%	11,02%
75,00%	14,81%	10,19%
69,94%	12,88%	17,18%
22,54%	39,43%	38,03%
43,33%	26,67%	30,00%

2.10 Formazione	buono	sufficiente	insufficiente	Tot
I SEMESTRE 2008	28	10	7	45
II SEMESTRE 2008	30	4	10	44
I SEMESTRE 2009	142	13	34	189
II SEMESTRE 2009	162	40	66	268
I SEMESTRE 2010	134	71	51	256
II SEMESTRE 2010	58	63	55	176
I SEMESTRE 2011	64	86	63	213
II SEMESTRE 2011	107	212	116	435
I SEMESTRE 2012	61	76	42	179
II SEMESTRE 2012	48	61	31	140
I SEMESTRE 2013	70	58	78	206
II SEMESTRE 2013	48	45	58	151
I SEMESTRE 2014	99	57	55	211
II SEMESTRE 2014	91	45	35	171
I SEMESTRE 2015	120	89	45	254
II SEMESTRE 2015	73	23	13	109
I SEMESTRE 2016	97	34	33	164
II SEMESTRE 2016	26	31	15	72
I SEMESTRE 2017	26	23	11	60

buono	sufficiente	insufficiente
62,22%	22,22%	15,56%
68,18%	9,09%	22,73%
75,13%	6,88%	17,99%
60,44%	14,93%	24,63%
52,35%	27,73%	19,92%
32,95%	35,80%	31,25%
30,05%	40,37%	29,58%
24,60%	48,73%	26,67%
34,08%	42,46%	23,46%
34,29%	43,57%	22,14%
33,98%	28,16%	37,86%
31,79%	29,80%	38,41%
46,92%	27,01%	26,07%
53,21%	26,32%	20,47%
47,24%	35,04%	17,72%
66,97%	21,10%	11,93%
59,15%	20,73%	20,12%
36,11%	43,06%	20,83%
43,34%	38,33%	18,33%

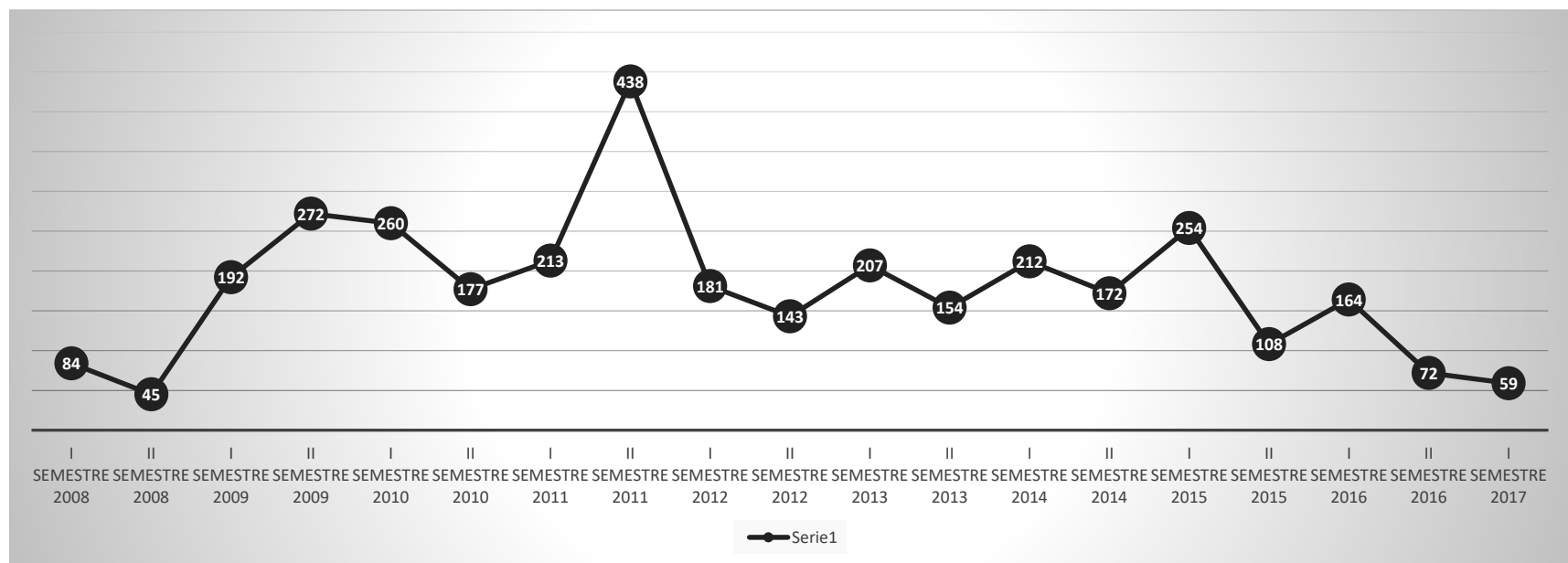
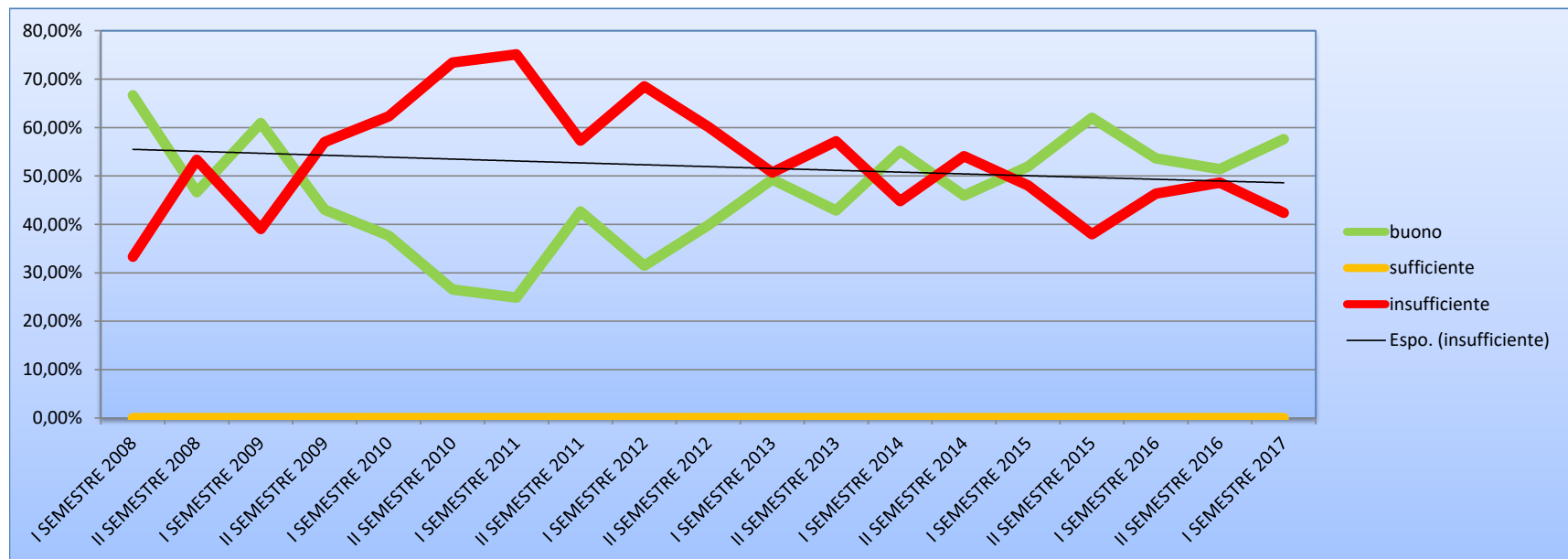
ANDAMENTO CANTIERI 2008 - 2017 1° semestre

2.11 Giudizio complessivo	buono	sufficiente	insufficiente	Tot
I SEMESTRE 2008	↓ 21	↓ 49	↑ 15	85
II SEMESTRE 2008	↓ 21	↓ 15	↑ 9	45
I SEMESTRE 2009	→ 68	→ 101	↑ 23	192
II SEMESTRE 2009	→ 76	↑ 173	↑ 23	272
I SEMESTRE 2010	→ 73	→ 158	→ 29	260
II SEMESTRE 2010	↓ 40	→ 115	↑ 22	177
I SEMESTRE 2011	→ 53	→ 128	→ 32	213
II SEMESTRE 2011	↑ 114	↑ 238	↓ 86	438
I SEMESTRE 2012	↓ 45	→ 103	→ 33	181
II SEMESTRE 2012	↓ 47	↓ 73	↑ 24	144
I SEMESTRE 2013	→ 77	→ 105	→ 25	207
II SEMESTRE 2013	→ 55	↓ 76	↑ 23	154
I SEMESTRE 2014	→ 83	→ 112	↑ 18	213
II SEMESTRE 2014	→ 81	↓ 83	↑ 8	172
I SEMESTRE 2015	↑ 106	→ 137	↑ 11	254
II SEMESTRE 2015	↓ 49	↓ 56	↑ 4	109
I SEMESTRE 2016	→ 76	↓ 83	↑ 5	164
II SEMESTRE 2016	↓ 27	↓ 41	↑ 5	73
I SEMESTRE 2017	↓ 21	↓ 31	↑ 8	60

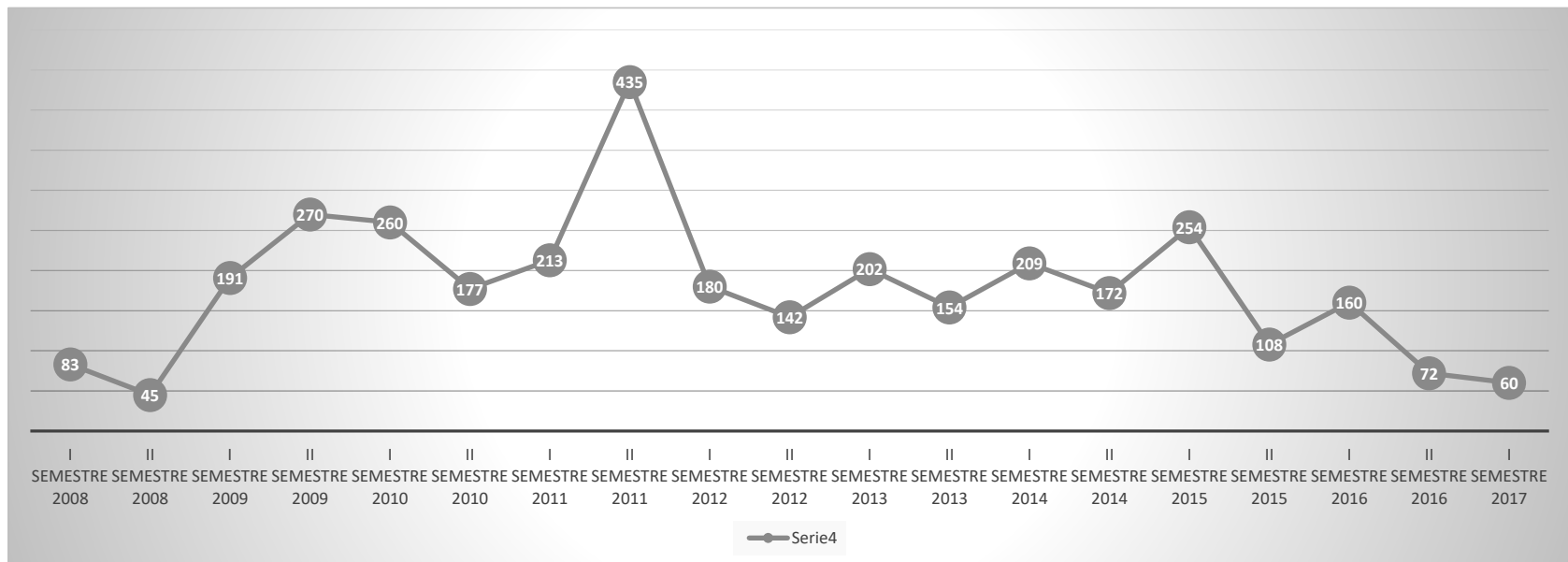
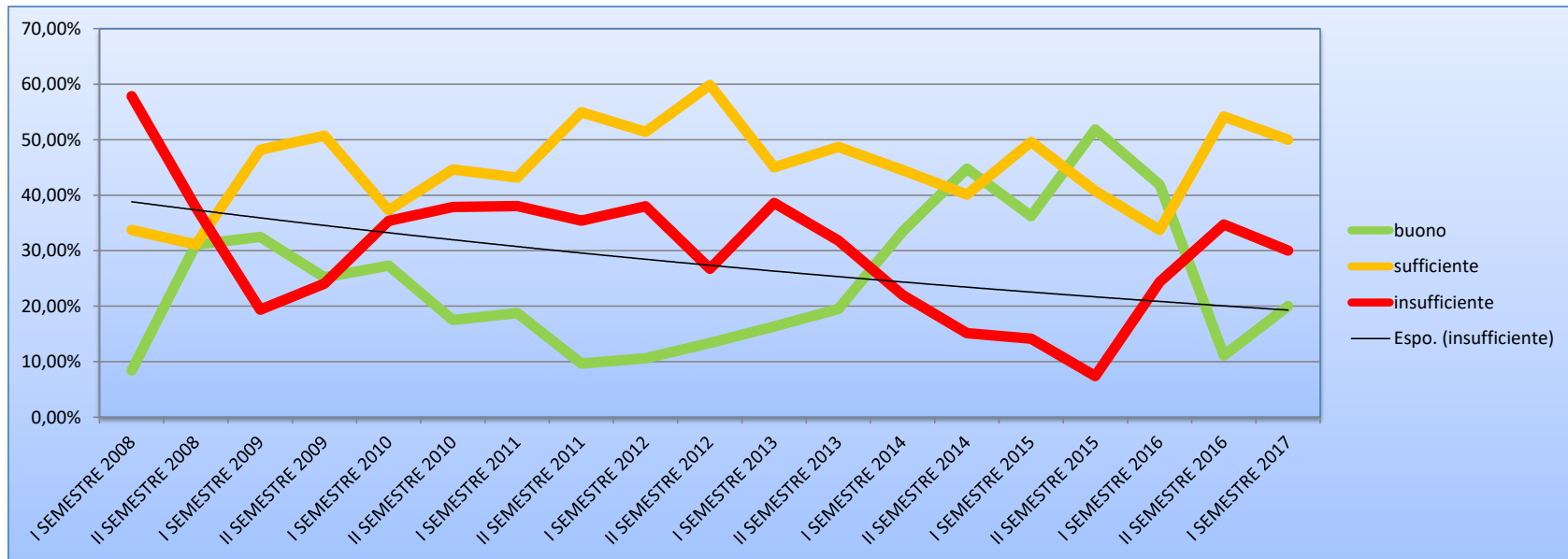
buono	sufficiente	insufficiente
↓ 24,71%	↑ 57,64%	↓ 17,65%
↑ 46,67%	↓ 33,33%	↓ 20,00%
→ 35,42%	→ 52,60%	→ 11,98%
↓ 27,94%	↑ 63,60%	→ 8,46%
↓ 28,08%	↑ 60,77%	→ 11,15%
↓ 22,60%	↑ 64,97%	→ 12,43%
↓ 24,88%	↑ 60,10%	→ 15,02%
↓ 26,03%	→ 54,34%	↓ 19,63%
↓ 24,86%	↑ 56,91%	↓ 18,23%
→ 32,64%	→ 50,69%	↓ 16,67%
→ 37,20%	→ 50,72%	→ 12,08%
→ 35,71%	→ 49,35%	→ 14,94%
→ 38,97%	→ 52,58%	→ 8,45%
↑ 47,09%	→ 48,26%	↑ 4,65%
↑ 41,73%	→ 53,94%	↑ 4,33%
↑ 44,95%	→ 51,38%	↑ 3,67%
↑ 46,34%	→ 50,61%	↑ 3,05%
→ 36,99%	↑ 56,16%	↑ 6,85%
→ 35,00%	→ 51,67%	→ 13,33%

Totale visite	Semestrali	Annuali
I SEMESTRE 2008	85	
II SEMESTRE 2008	45 ↓	130
I SEMESTRE 2009	192	
II SEMESTRE 2009	272 →	464
I SEMESTRE 2010	260	
II SEMESTRE 2010	177 →	437
I SEMESTRE 2011	213	
II SEMESTRE 2011	438 ↑	651
I SEMESTRE 2012	181	
II SEMESTRE 2012	144 →	325
I SEMESTRE 2013	207	
II SEMESTRE 2013	154 →	361
I SEMESTRE 2014	213	
II SEMESTRE 2014	172 →	385
I SEMESTRE 2015	254	
II SEMESTRE 2015	109 →	363
I SEMESTRE 2016	164	
II SEMESTRE 2016	73 ↓	237
I SEMESTRE 2017	60	

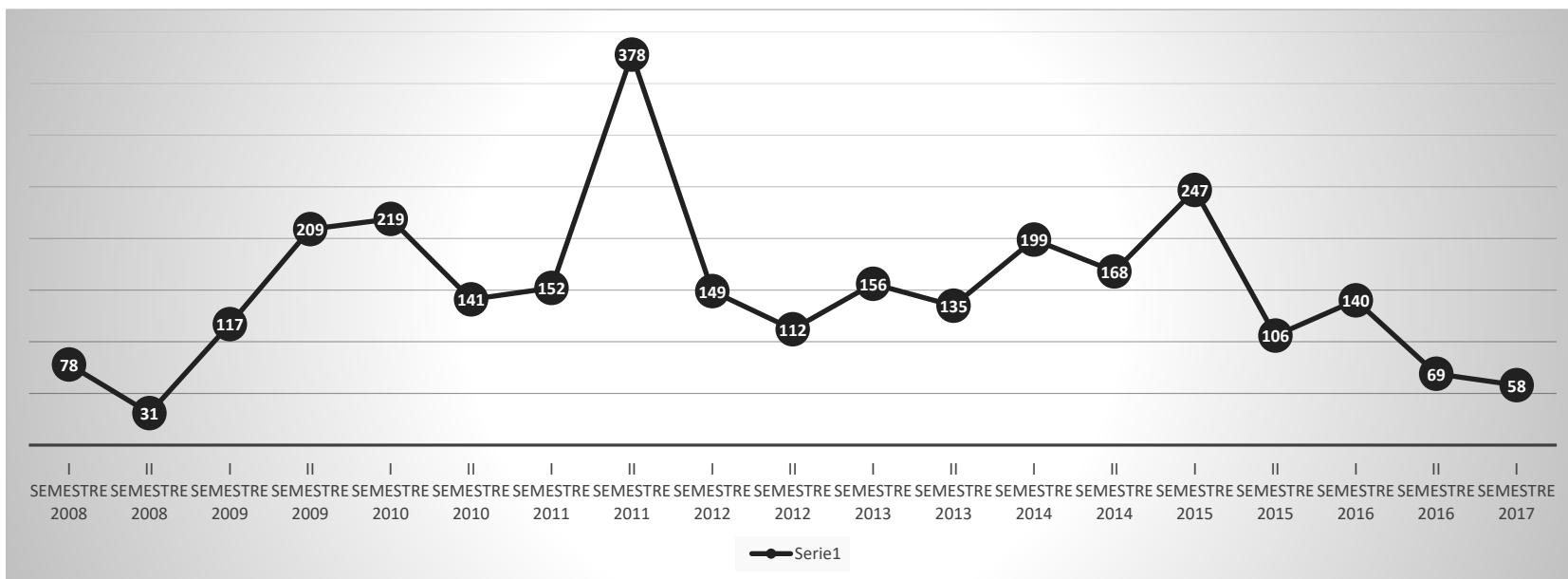
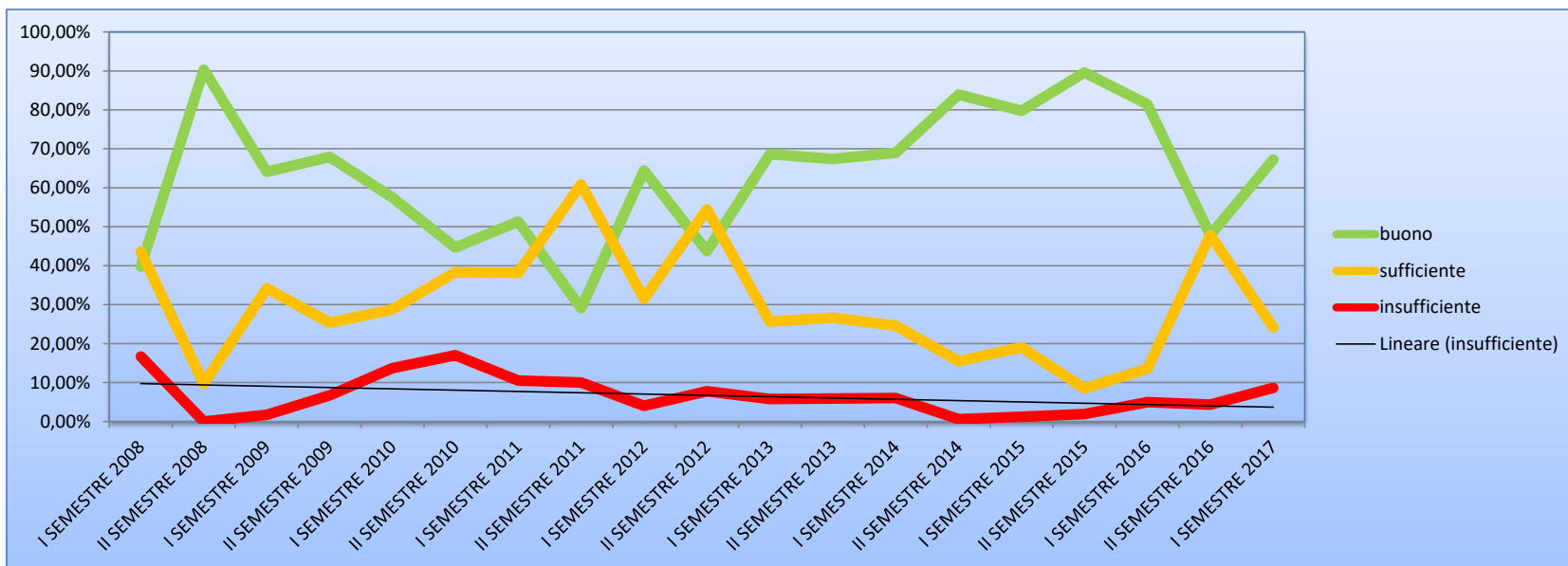
2.1 Presenza di documentazione in cantiere



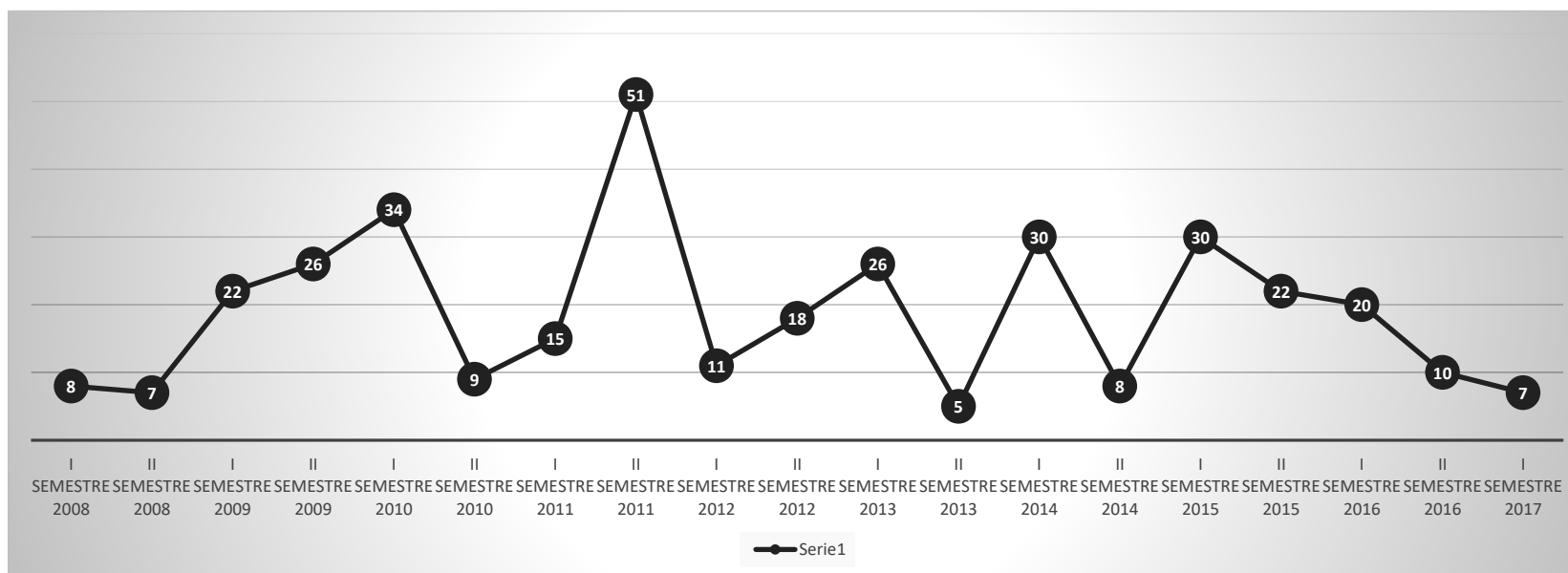
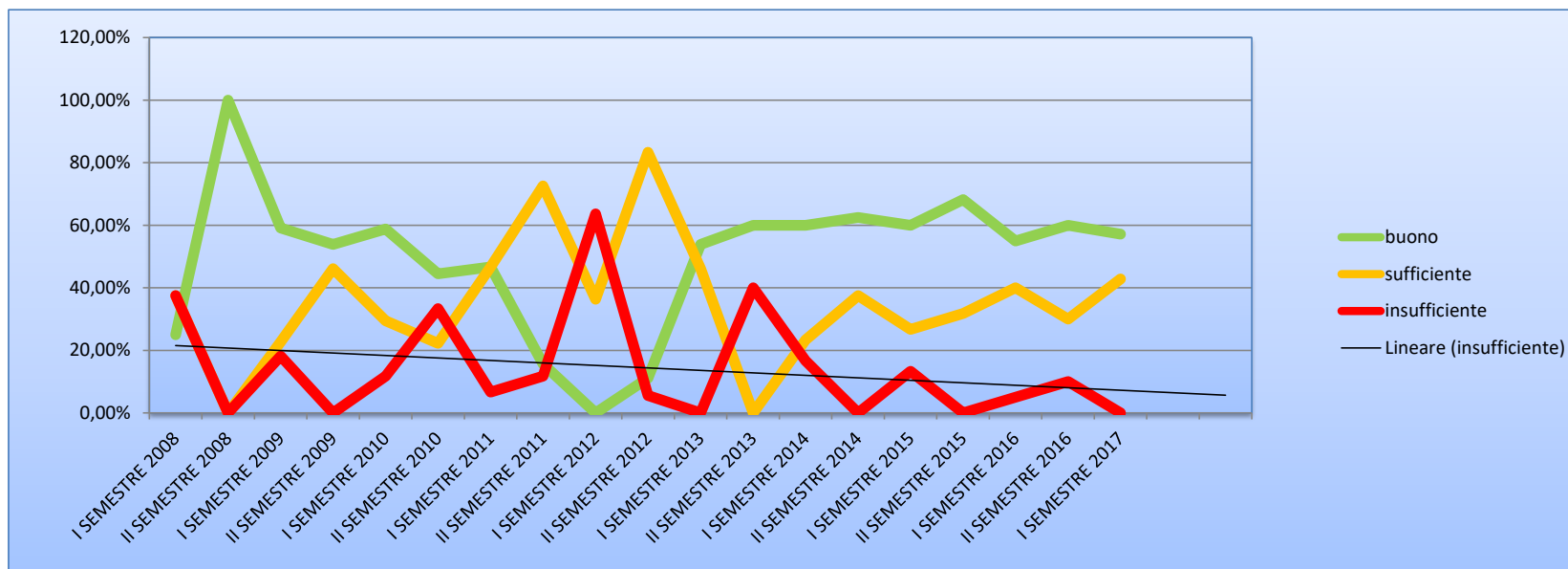
2.2 Allestimento cantiere



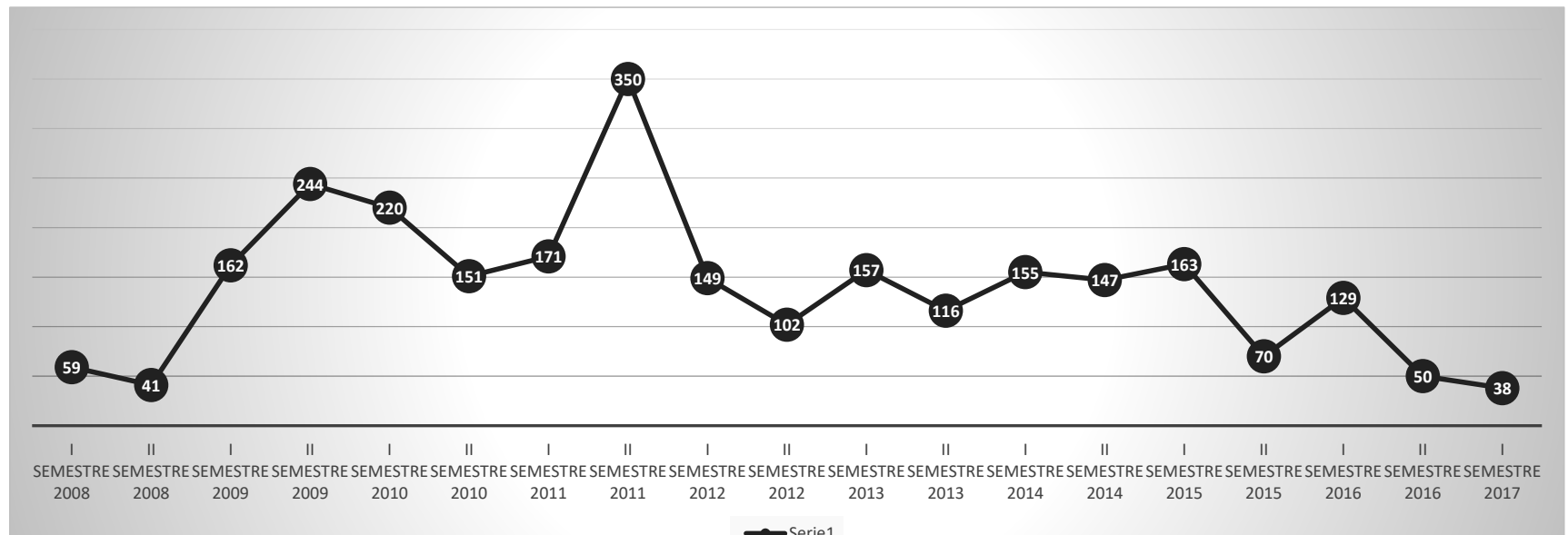
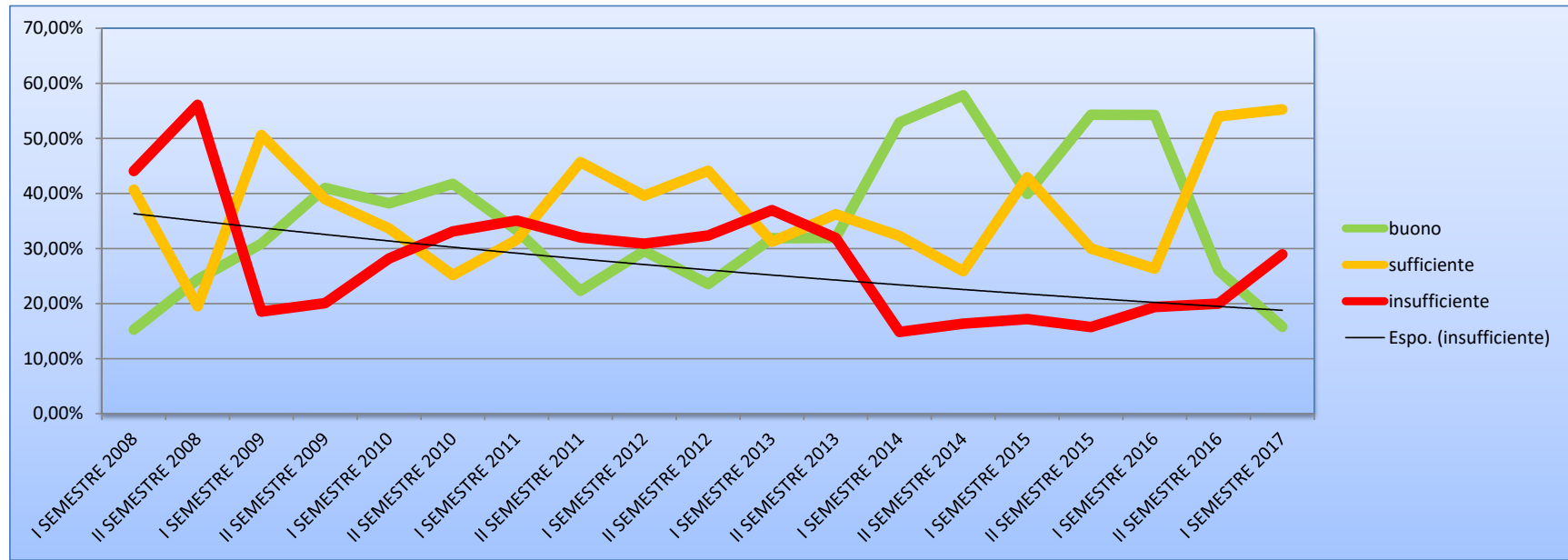
2.3 Viabilità di cantiere



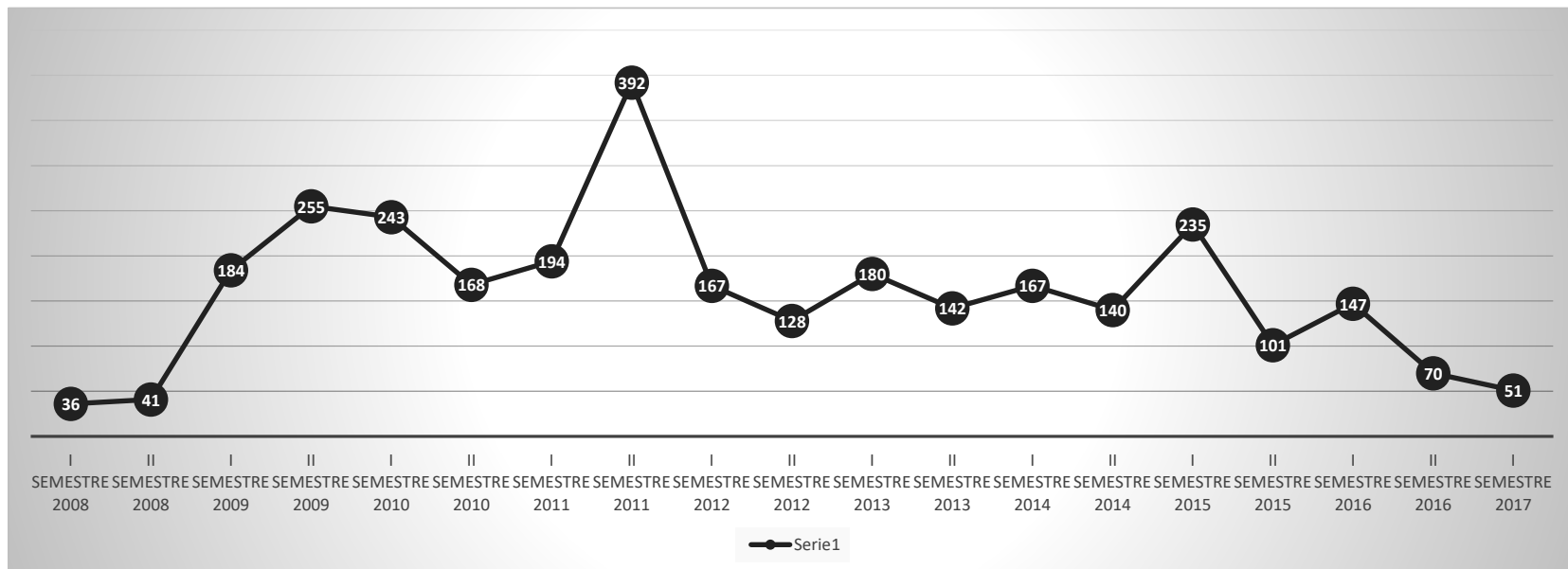
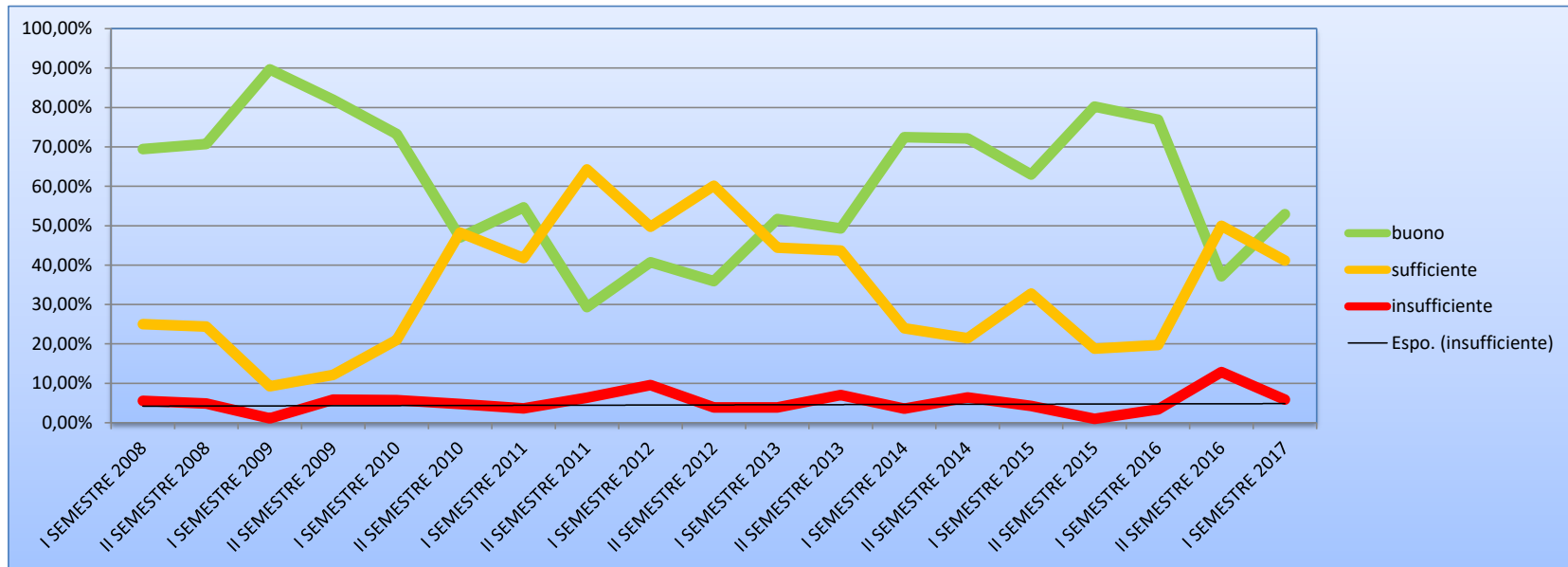
2.4 Scavi



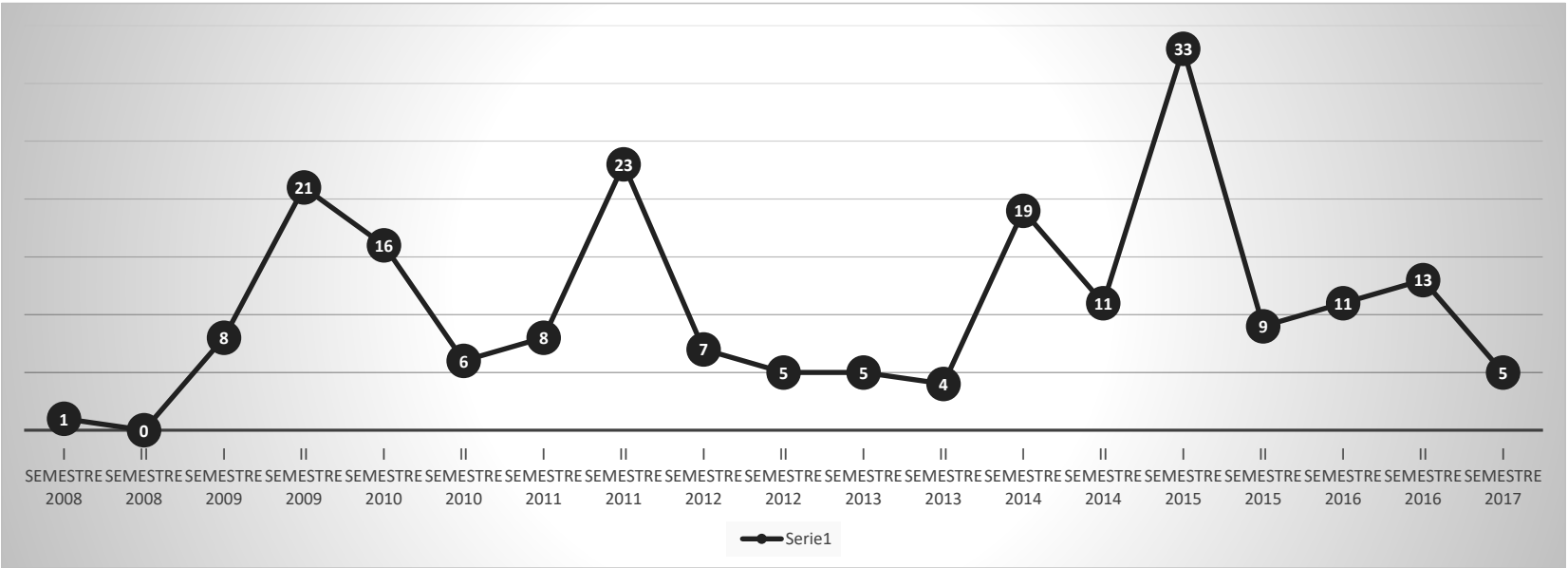
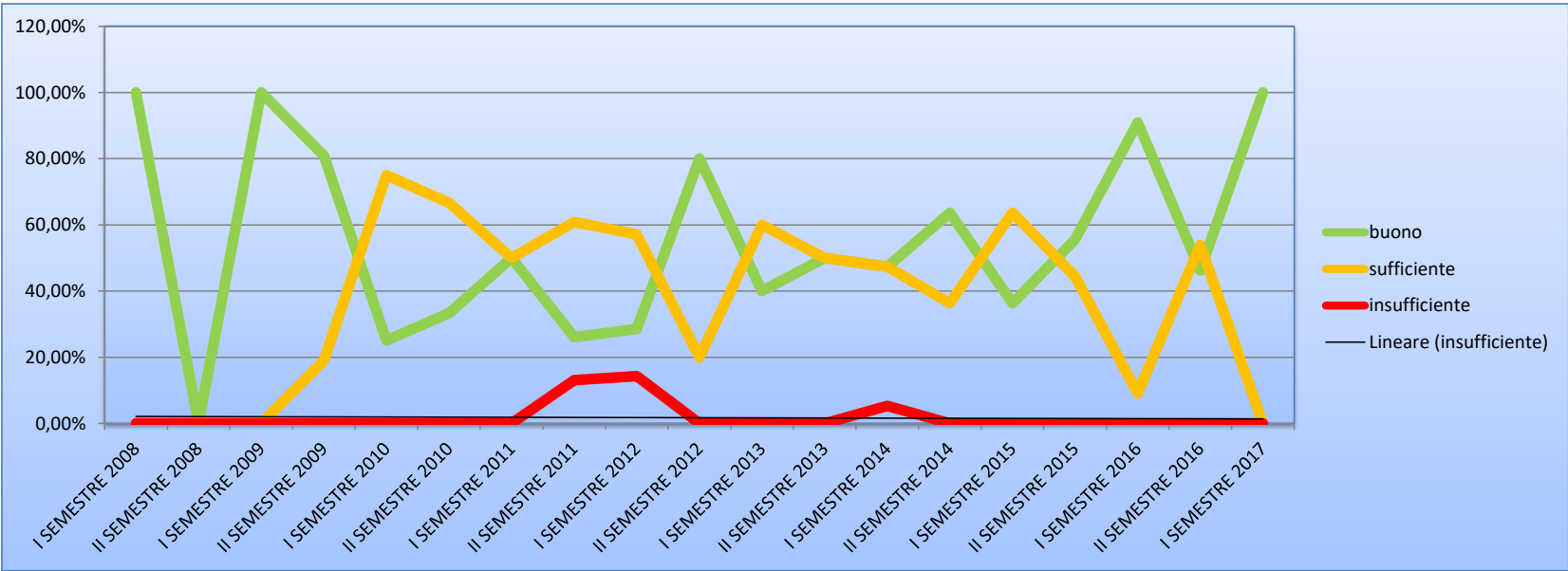
2.5 Opere provvisionali



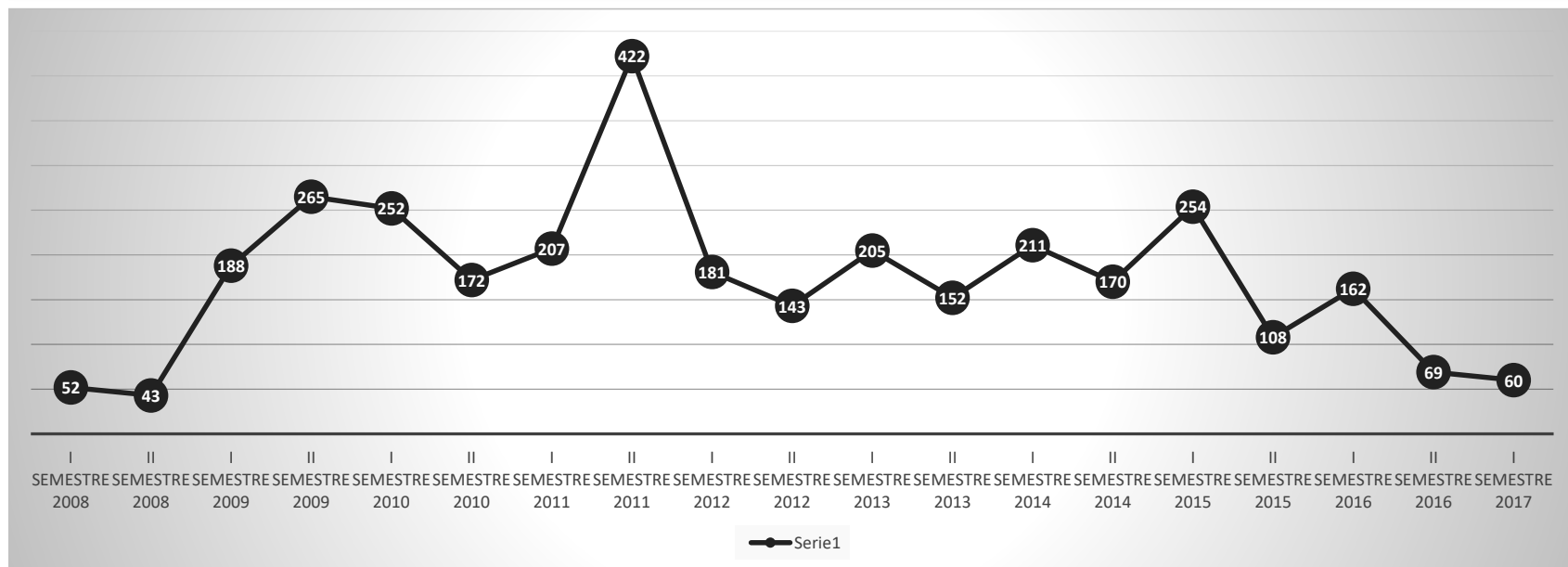
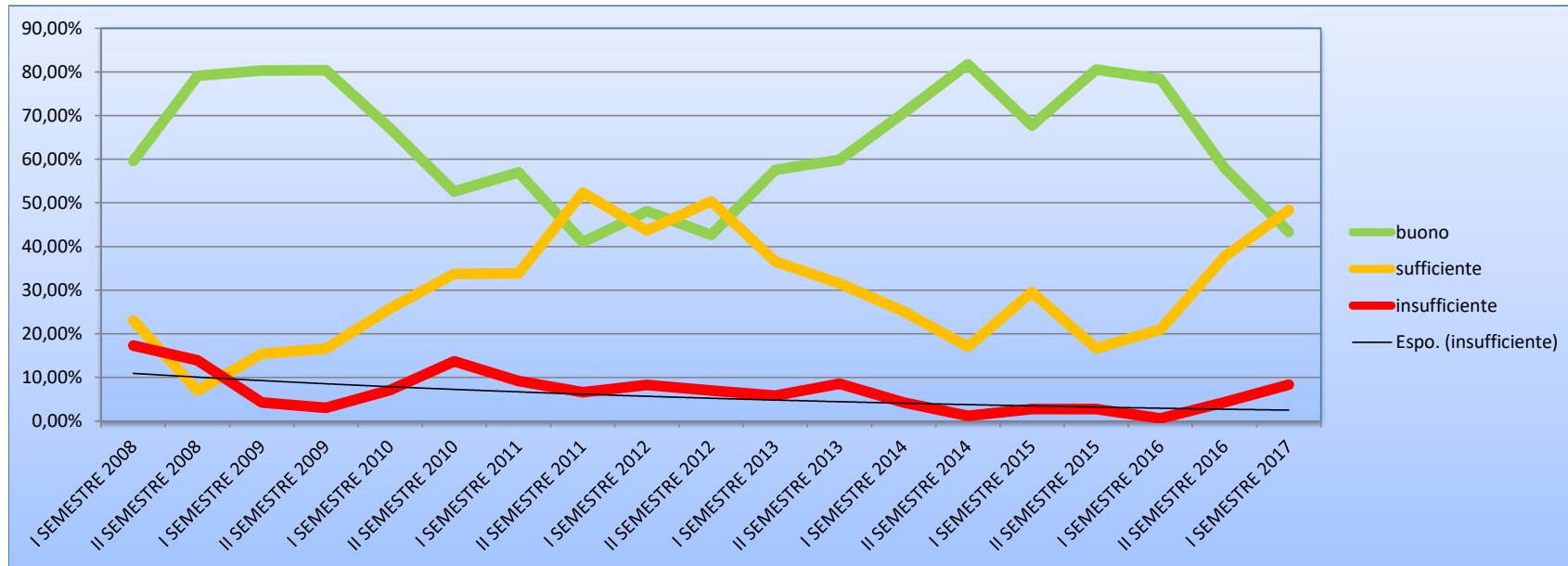
2.6 Impianto elettrico



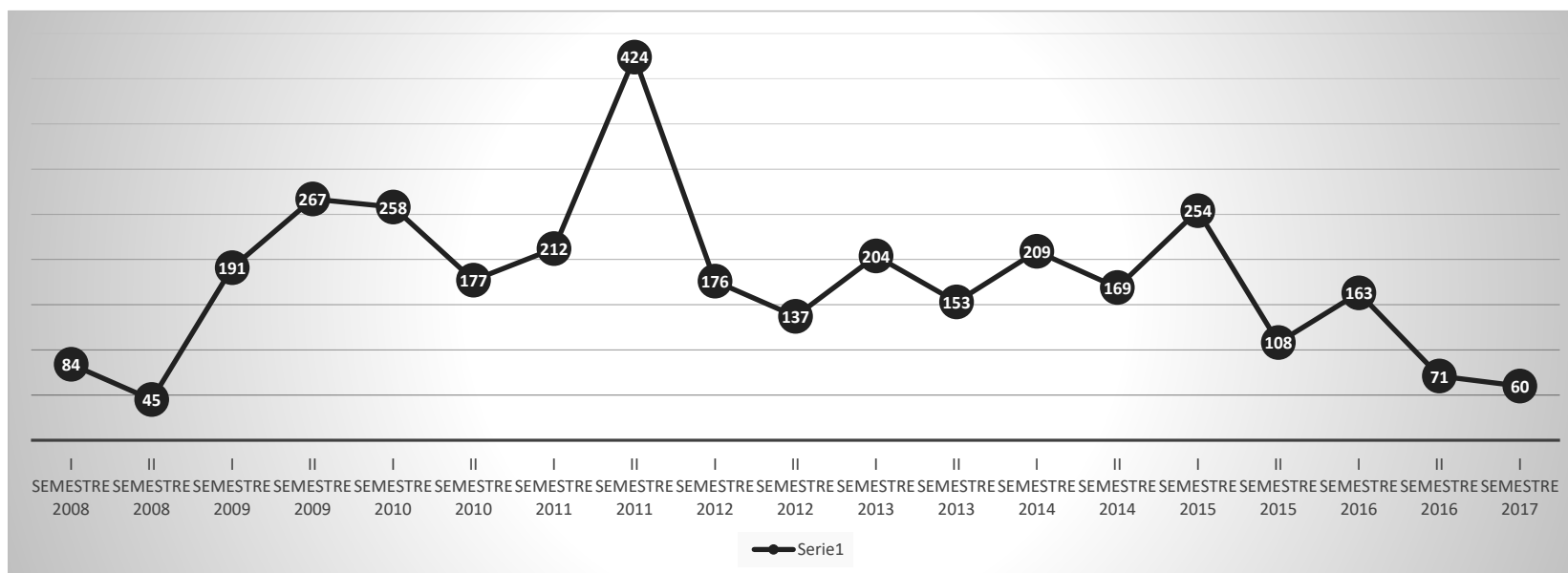
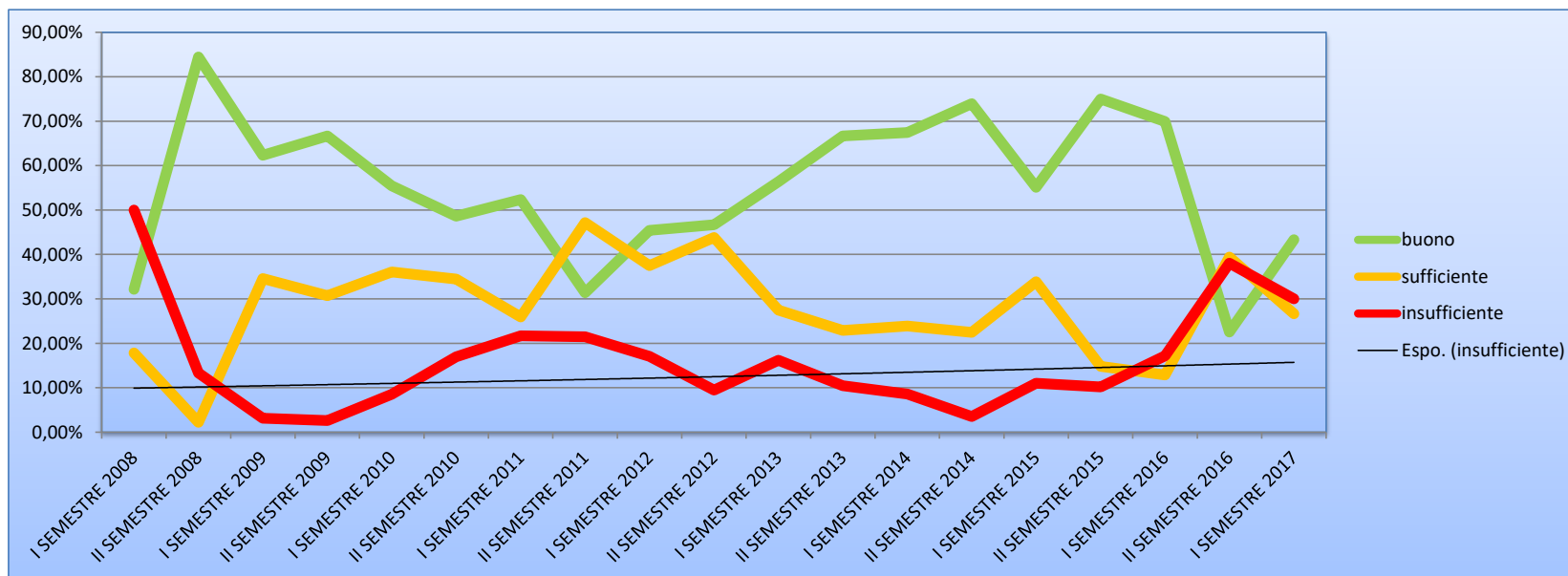
2.7 Demolizioni



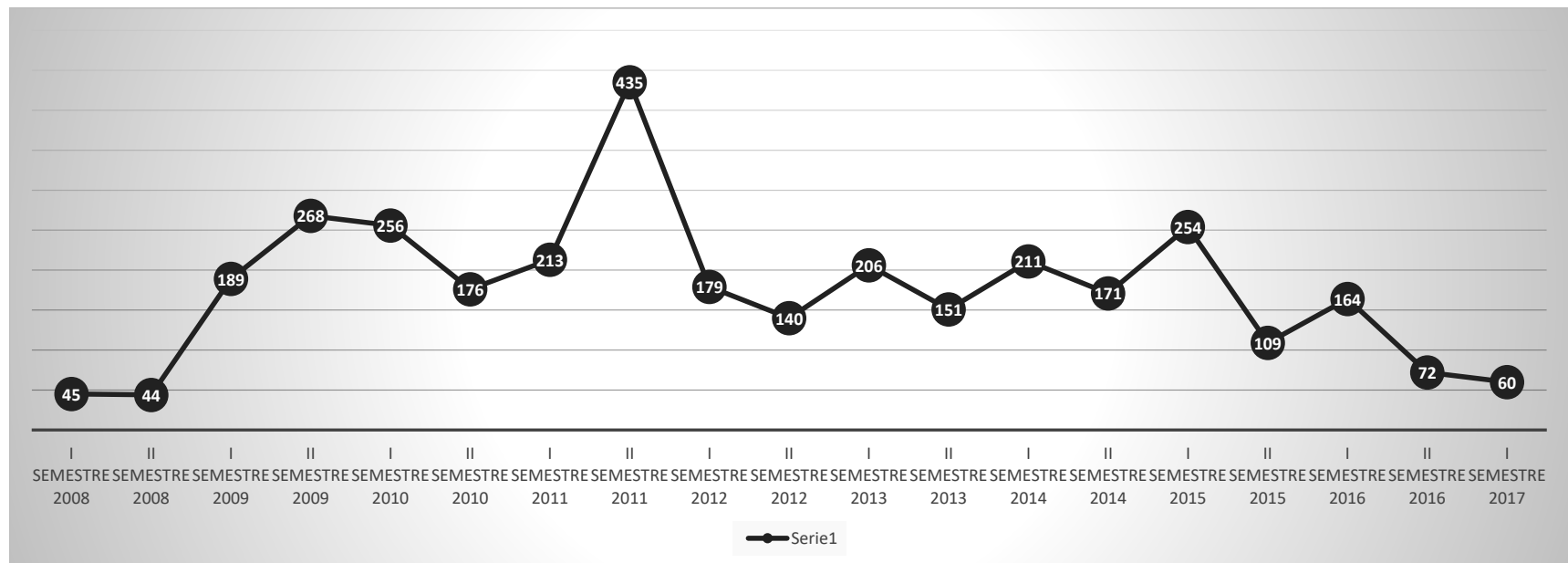
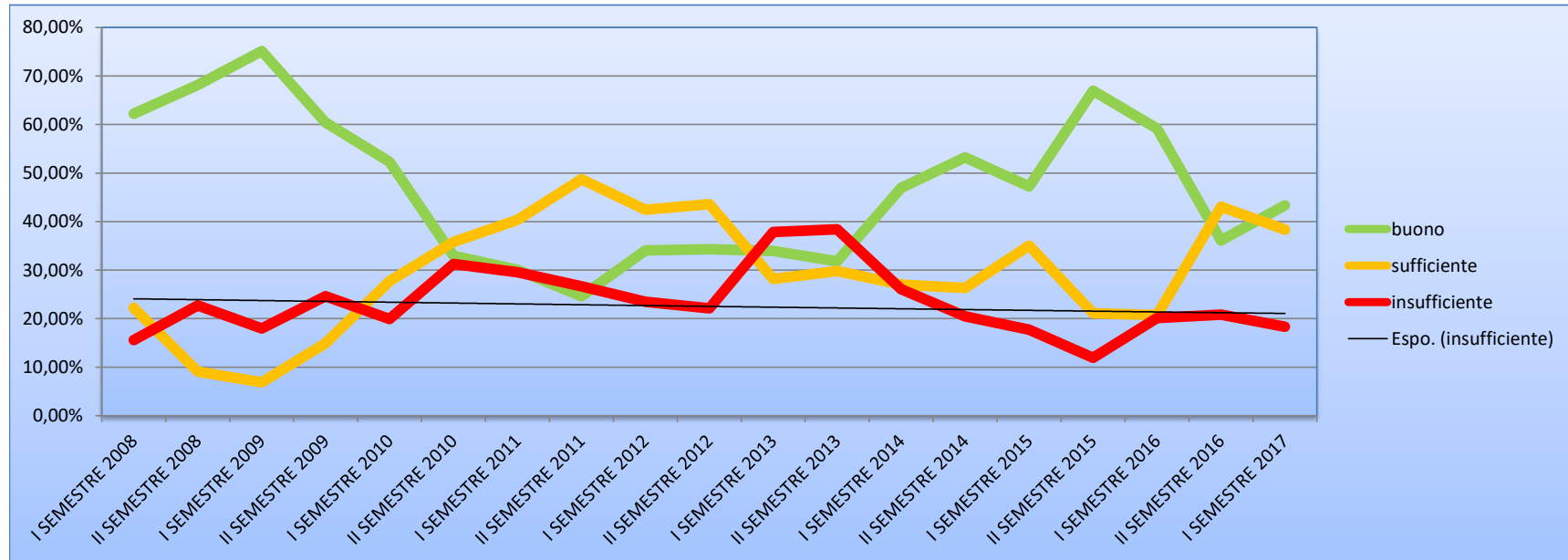
2.8 Macchine e attrezzature di cantiere



2.9 Dispositivi di Protezione Individuale



2.10 Formazione



2.11 Giudizio complessivo

