

ANDAMENTO CANTIERI 2008 - 2017

2.1 Presenza di documentazione in cantiere	buono	sufficiente	insufficiente	Tot
I SEMESTRE 2008	56	0	28	84
II SEMESTRE 2008	21	0	24	45
I SEMESTRE 2009	117	0	75	192
II SEMESTRE 2009	117	0	155	272
I SEMESTRE 2010	98	0	162	260
II SEMESTRE 2010	47	0	130	177
I SEMESTRE 2011	53	0	160	213
II SEMESTRE 2011	187	0	251	438
I SEMESTRE 2012	57	0	124	181
II SEMESTRE 2012	57	0	86	143
I SEMESTRE 2013	102	0	105	207
II SEMESTRE 2013	66	0	88	154
I SEMESTRE 2014	117	0	95	212
II SEMESTRE 2014	79	0	93	172
I SEMESTRE 2015	132	0	122	254
II SEMESTRE 2015	67	0	41	108
I SEMESTRE 2016	88	0	76	164
II SEMESTRE 2016	37	0	35	72
I SEMESTRE 2017	34	0	25	59
II SEMESTRE 2017	95	0	50	145

buono	sufficiente	insufficiente
66,67%	0,00%	33,33%
46,67%	0,00%	53,33%
60,94%	0,00%	39,06%
43,01%	0,00%	56,99%
37,69%	0,00%	62,31%
26,55%	0,00%	73,45%
24,88%	0,00%	75,12%
42,69%	0,00%	57,31%
31,49%	0,00%	68,51%
39,86%	0,00%	60,14%
49,28%	0,00%	50,72%
42,86%	0,00%	57,14%
55,19%	0,00%	44,81%
45,93%	0,00%	54,07%
51,97%	0,00%	48,03%
62,04%	0,00%	37,96%
53,66%	0,00%	46,34%
51,39%	0,00%	48,61%
57,63%	0,00%	42,37%
65,52%	0,00%	34,48%

2.2 Allestimento cantiere	buono	sufficiente	insufficiente	Tot
I SEMESTRE 2008	7	28	48	83
II SEMESTRE 2008	14	14	17	45
I SEMESTRE 2009	62	92	37	191
II SEMESTRE 2009	68	137	65	270
I SEMESTRE 2010	71	97	92	260
II SEMESTRE 2010	31	79	67	177
I SEMESTRE 2011	40	92	81	213
II SEMESTRE 2011	42	239	154	435
I SEMESTRE 2012	19	92	69	180
II SEMESTRE 2012	19	85	38	142
I SEMESTRE 2013	33	91	78	202
II SEMESTRE 2013	30	75	49	154
I SEMESTRE 2014	70	93	46	209
II SEMESTRE 2014	77	69	26	172
I SEMESTRE 2015	92	126	36	254
II SEMESTRE 2015	56	44	8	108
I SEMESTRE 2016	67	54	39	160
II SEMESTRE 2016	8	39	25	72
I SEMESTRE 2017	12	30	18	60
II SEMESTRE 2017	46	64	36	146

buono	sufficiente	insufficiente
8,43%	33,73%	57,84%
31,11%	31,11%	37,78%
32,46%	48,17%	19,37%
25,19%	50,74%	24,07%
27,31%	37,31%	35,38%
17,51%	44,64%	37,85%
18,78%	43,19%	38,03%
9,66%	54,94%	35,40%
10,61%	51,40%	37,99%
13,38%	59,86%	26,76%
16,34%	45,05%	38,61%
19,48%	48,70%	31,82%
33,49%	44,50%	22,01%
44,76%	40,12%	15,12%
36,22%	49,61%	14,17%
51,85%	40,74%	7,41%
41,87%	33,75%	24,38%
11,11%	54,17%	34,72%
20,00%	50,00%	30,00%
31,51%	43,83%	24,66%

ANDAMENTO CANTIERI 2008 - 2017

2.3 Viabilità di cantiere	buono	sufficiente	insufficiente	Tot
I SEMESTRE 2008	↓ 31	↓ 34	↓ 13	78
II SEMESTRE 2008	↓ 28	↓ 3	↑ 0	31
I SEMESTRE 2009	↓ 75	↓ 40	↑ 2	117
II SEMESTRE 2009	↑ 142	↓ 53	↓ 14	209
I SEMESTRE 2010	→ 126	↓ 63	↓ 30	219
II SEMESTRE 2010	↓ 63	↓ 54	↓ 24	141
I SEMESTRE 2011	↓ 78	↓ 58	↓ 16	152
II SEMESTRE 2011	→ 110	↑ 230	↓ 38	378
I SEMESTRE 2012	→ 96	↓ 47	↑ 6	149
II SEMESTRE 2012	↓ 49	↓ 61	↑ 2	112
I SEMESTRE 2013	→ 107	↓ 40	↑ 9	156
II SEMESTRE 2013	→ 91	↓ 36	↑ 8	135
I SEMESTRE 2014	→ 138	↓ 49	↓ 12	199
II SEMESTRE 2014	→ 141	↓ 26	↑ 1	168
I SEMESTRE 2015	↑ 197	↓ 47	↑ 3	247
II SEMESTRE 2015	→ 95	↓ 9	↑ 2	106
I SEMESTRE 2016	→ 114	↓ 19	↑ 7	140
II SEMESTRE 2016	↓ 33	↓ 33	↑ 3	69
I SEMESTRE 2017	↓ 39	↓ 14	↑ 5	58
II SEMESTRE 2017	→ 92	↓ 32	↑ 3	127

buono	sufficiente	insufficiente
↓ 39,74%	↑ 43,59%	↓ 16,67%
↑ 90,32%	↓ 9,68%	↑ 0,00%
→ 64,10%	→ 34,19%	↑ 1,71%
→ 67,94%	↓ 25,36%	→ 6,70%
→ 57,53%	→ 28,77%	↓ 13,70%
↓ 44,68%	→ 38,30%	↓ 17,02%
→ 51,31%	→ 38,16%	→ 10,53%
↓ 29,10%	↑ 60,85%	→ 10,05%
→ 64,43%	→ 31,54%	↑ 4,03%
↓ 43,75%	↑ 54,46%	→ 7,79%
→ 68,59%	↓ 25,64%	→ 5,77%
→ 67,40%	→ 26,67%	→ 5,93%
→ 69,00%	↓ 24,62%	→ 6,03%
↑ 83,92%	↓ 15,48%	↑ 0,60%
↑ 79,76%	↓ 19,03%	↑ 1,21%
↑ 89,62%	↓ 8,49%	↑ 1,89%
↑ 81,43%	↓ 13,57%	→ 5,00%
↓ 47,83%	↑ 47,82%	→ 4,35%
→ 67,24%	↓ 24,14%	→ 8,62%
↑ 72,44%	↓ 25,20%	↑ 2,36%

2.4 Scavi	buono	sufficiente	insufficiente	Tot
I SEMESTRE 2008	↓ 2	↓ 3	↓ 3	8
II SEMESTRE 2008	→ 7	↓ 0	↑ 0	7
I SEMESTRE 2009	→ 13	↓ 5	↓ 4	22
II SEMESTRE 2009	↑ 14	↓ 12	↑ 0	26
I SEMESTRE 2010	↑ 20	↓ 10	↓ 4	34
II SEMESTRE 2010	↓ 4	↓ 2	↓ 3	9
I SEMESTRE 2011	→ 7	↓ 7	↑ 1	15
II SEMESTRE 2011	→ 8	↑ 37	↓ 6	51
I SEMESTRE 2012	↓ 0	↓ 4	↓ 7	11
II SEMESTRE 2012	↓ 2	→ 15	↑ 1	18
I SEMESTRE 2013	↑ 14	↓ 12	↑ 0	26
II SEMESTRE 2013	↓ 3	↓ 0	→ 2	5
I SEMESTRE 2014	↑ 18	↓ 7	↓ 5	30
II SEMESTRE 2014	↓ 5	↓ 3	↑ 0	8
I SEMESTRE 2015	↑ 18	↓ 8	↓ 4	30
II SEMESTRE 2015	↑ 15	↓ 7	↑ 0	22
I SEMESTRE 2016	→ 11	↓ 8	↑ 1	20
II SEMESTRE 2016	↓ 6	↓ 3	↑ 1	10
I SEMESTRE 2017	↓ 4	↓ 3	↑ 0	7
II SEMESTRE 2017	→ 9	↓ 11	→ 2	22

buono	sufficiente	insufficiente
↓ 25,00%	→ 37,50%	→ 37,50%
↑ 100,00%	↓ 0,00%	↑ 0,00%
→ 59,09%	↓ 22,73%	→ 18,18%
→ 53,85%	→ 46,15%	↑ 0,00%
→ 58,83%	→ 29,41%	↑ 11,76%
→ 44,45%	↓ 22,22%	→ 33,33%
→ 46,67%	→ 46,66%	↑ 6,67%
↓ 15,69%	↑ 72,55%	↑ 11,76%
↓ 0,00%	→ 36,36%	↓ 63,64%
↓ 11,11%	↑ 83,33%	↑ 5,56%
→ 53,85%	→ 46,15%	↑ 0,00%
→ 60,00%	↓ 0,00%	→ 40,00%
→ 60,00%	↓ 23,33%	→ 16,67%
→ 62,50%	→ 37,50%	↑ 0,00%
→ 60,00%	↓ 26,67%	↑ 13,33%
↑ 68,18%	→ 31,82%	↑ 0,00%
→ 55,00%	→ 40,00%	↑ 5,00%
→ 60,00%	→ 30,00%	↑ 10,00%
→ 57,14%	→ 42,86%	↑ 0,00%
→ 40,91%	→ 50,00%	↑ 9,90%

ANDAMENTO CANTIERI 2008 - 2017

2.5 Opere provvisionali	buono	sufficiente	insufficiente	Tot
I SEMESTRE 2008	↓ 9	↓ 24	↑ 26	59
II SEMESTRE 2008	↓ 10	↓ 8	↑ 23	41
I SEMESTRE 2009	→ 50	→ 82	↑ 30	162
II SEMESTRE 2009	↑ 100	→ 95	→ 49	244
I SEMESTRE 2010	↑ 84	→ 74	→ 62	220
II SEMESTRE 2010	→ 63	↓ 38	→ 50	151
I SEMESTRE 2011	→ 57	↓ 54	→ 60	171
II SEMESTRE 2011	↑ 78	↑ 160	↓ 112	350
I SEMESTRE 2012	→ 44	→ 59	→ 46	149
II SEMESTRE 2012	↓ 24	↓ 45	↑ 33	102
I SEMESTRE 2013	→ 50	→ 49	→ 58	157
II SEMESTRE 2013	↓ 37	↓ 42	→ 37	116
I SEMESTRE 2014	↑ 82	↓ 50	↑ 23	155
II SEMESTRE 2014	↑ 85	↓ 38	↑ 24	147
I SEMESTRE 2015	→ 65	→ 70	↑ 28	163
II SEMESTRE 2015	→ 38	↓ 21	↑ 11	70
I SEMESTRE 2016	↑ 70	↓ 34	↑ 25	129
II SEMESTRE 2016	↓ 13	↓ 27	↑ 10	50
I SEMESTRE 2017	↓ 6	↓ 21	↑ 11	38
II SEMESTRE 2017	↓ 35	↓ 56	↑ 15	106

buono	sufficiente	insufficiente
↓ 15,25%	→ 40,68%	→ 44,07%
↓ 24,39%	↓ 19,51%	↓ 56,10%
→ 30,86%	↑ 50,62%	↑ 18,52%
→ 40,99%	→ 38,93%	↑ 20,08%
→ 38,18%	→ 33,64%	→ 28,18%
→ 41,72%	↓ 25,17%	→ 33,11%
→ 33,33%	→ 31,58%	→ 35,09%
↓ 22,29%	↑ 45,71%	→ 32,00%
→ 29,53%	→ 39,60%	→ 30,87%
↓ 23,53%	↑ 44,12%	→ 32,35%
→ 31,85%	↓ 31,21%	→ 36,94%
→ 31,90%	→ 36,20%	→ 31,90%
↑ 52,90%	→ 32,26%	↑ 14,84%
↑ 57,82%	↓ 25,85%	↑ 16,33%
→ 39,88%	→ 42,94%	↑ 17,18%
↑ 54,29%	↓ 30,00%	↑ 15,71%
↑ 54,26%	↓ 26,36%	↑ 19,38%
↓ 26,00%	↑ 54,00%	↑ 20,00%
↓ 15,79%	↑ 55,26%	→ 28,95%
→ 33,02%	↑ 52,83%	↑ 14,15%

2.6 Impianto elettrico	buono	sufficiente	insufficiente	Tot
I SEMESTRE 2008	↓ 25	↓ 9	↑ 2	36
II SEMESTRE 2008	↓ 29	↑ 10	↑ 2	41
I SEMESTRE 2009	↑ 165	↓ 17	↑ 2	184
II SEMESTRE 2009	↑ 209	↓ 31	→ 15	255
I SEMESTRE 2010	↑ 178	↓ 51	→ 14	243
II SEMESTRE 2010	↓ 79	↓ 81	→ 8	168
I SEMESTRE 2011	→ 106	↓ 81	→ 7	194
II SEMESTRE 2011	→ 115	↑ 252	↓ 25	392
I SEMESTRE 2012	↓ 68	↓ 83	→ 16	167
II SEMESTRE 2012	↓ 46	↓ 77	↑ 5	128
I SEMESTRE 2013	→ 93	↓ 80	→ 7	180
II SEMESTRE 2013	↓ 70	↓ 62	→ 10	142
I SEMESTRE 2014	→ 121	↓ 40	↑ 6	167
II SEMESTRE 2014	→ 101	↓ 30	→ 9	140
I SEMESTRE 2015	→ 148	↓ 77	→ 10	235
II SEMESTRE 2015	↓ 81	↓ 19	↑ 1	101
I SEMESTRE 2016	→ 113	↓ 29	↑ 5	147
II SEMESTRE 2016	↓ 26	↓ 35	→ 9	70
I SEMESTRE 2017	↓ 27	↓ 21	↑ 3	51
II SEMESTRE 2017	↓ 71	↓ 58	→ 10	139

buono	sufficiente	insufficiente
→ 69,44%	↓ 25,00%	→ 5,56%
↑ 70,73%	↓ 24,39%	→ 4,88%
↑ 89,67%	↓ 9,24%	↑ 1,09%
↑ 81,96%	↓ 12,16%	→ 5,88%
↑ 73,25%	↓ 20,99%	→ 5,76%
↓ 47,02%	↑ 48,22%	→ 4,76%
→ 54,64%	→ 41,75%	↑ 3,61%
↓ 29,34%	↑ 64,28%	→ 6,38%
↓ 40,72%	↑ 49,70%	→ 9,58%
↓ 35,94%	↑ 60,15%	↑ 3,91%
→ 51,67%	→ 44,44%	↑ 3,89%
→ 49,30%	→ 43,66%	→ 7,04%
↑ 72,46%	↓ 23,95%	↑ 3,59%
↑ 72,14%	↓ 21,43%	→ 6,43%
→ 62,97%	→ 32,77%	→ 4,26%
↑ 80,20%	↓ 18,81%	↑ 0,99%
↑ 76,87%	↓ 19,73%	↑ 3,40%
↓ 37,14%	↑ 50,00%	↓ 12,86%
→ 52,94%	→ 41,18%	→ 5,88%
→ 51,08%	→ 41,73%	→ 7,19%

ANDAMENTO CANTIERI 2008 - 2017

2.7 Demolizioni	buono	sufficiente	insufficiente	Tot
I SEMESTRE 2008	↓ 1	↓ 0	↑ 0	1
II SEMESTRE 2008	↓ 0	↓ 0	↑ 0	0
I SEMESTRE 2009	→ 8	↓ 0	↑ 0	8
II SEMESTRE 2009	↑ 17	↓ 4	↑ 0	21
I SEMESTRE 2010	↓ 4	→ 12	↑ 0	16
II SEMESTRE 2010	↓ 2	↓ 4	↑ 0	6
I SEMESTRE 2011	↓ 4	↓ 4	↑ 0	8
II SEMESTRE 2011	→ 6	→ 14	↓ 3	23
I SEMESTRE 2012	↓ 2	↓ 4	→ 1	7
II SEMESTRE 2012	↓ 4	↓ 1	↑ 0	5
I SEMESTRE 2013	↓ 2	↓ 3	↑ 0	5
II SEMESTRE 2013	↓ 2	↓ 2	↑ 0	4
I SEMESTRE 2014	→ 9	→ 9	→ 1	19
II SEMESTRE 2014	→ 7	↓ 4	↑ 0	11
I SEMESTRE 2015	↑ 12	↑ 21	↑ 0	33
II SEMESTRE 2015	↓ 5	↓ 4	↑ 0	9
I SEMESTRE 2016	→ 10	↓ 1	↑ 0	11
II SEMESTRE 2016	→ 6	→ 7	↑ 0	13
I SEMESTRE 2017	↓ 5	↓ 0	↑ 0	5
II SEMESTRE 2017	→ 7	↓ 4	↑ 0	11

buono	sufficiente	insufficiente
↑ 100,00%	↓ 0,00%	↑ 0,00%
↓ 0,00%	↓ 0,00%	↑ 0,00%
↑ 100,00%	↓ 0,00%	↑ 0,00%
↑ 80,89%	↓ 19,05%	↑ 0,00%
↓ 25,00%	↑ 75,00%	↑ 0,00%
→ 33,33%	↑ 66,67%	↑ 0,00%
→ 50,00%	→ 50,00%	↑ 0,00%
↓ 26,09%	↑ 60,87%	↓ 13,04%
↓ 28,57%	↑ 57,14%	↓ 14,29%
↑ 80,00%	↓ 20,00%	↑ 0,00%
→ 40,00%	↑ 60,00%	↑ 0,00%
→ 50,00%	↑ 50,00%	↑ 0,00%
→ 47,37%	→ 47,37%	→ 5,26%
→ 63,64%	→ 36,36%	↑ 0,00%
→ 36,36%	↑ 63,64%	↑ 0,00%
→ 55,56%	→ 44,44%	↑ 0,00%
↑ 90,91%	↓ 9,09%	↑ 0,00%
→ 46,15%	↑ 53,85%	↑ 0,00%
↑ 100,00%	↓ 0,00%	↑ 0,00%
→ 63,64%	→ 36,36%	↑ 0,00%

2.8 Macchine e attrezzature di cantiere	buono	sufficiente	insufficiente	Tot
I SEMESTRE 2008	↓ 31	↓ 12	→ 9	52
II SEMESTRE 2008	↓ 34	↓ 3	↑ 6	43
I SEMESTRE 2009	→ 151	↓ 29	→ 8	188
II SEMESTRE 2009	↑ 213	↓ 44	→ 8	265
I SEMESTRE 2010	↑ 169	↓ 65	→ 18	252
II SEMESTRE 2010	→ 92	↓ 56	↓ 24	172
I SEMESTRE 2011	→ 118	↓ 70	→ 19	207
II SEMESTRE 2011	↑ 173	↑ 221	↓ 28	422
I SEMESTRE 2012	↓ 87	→ 79	→ 15	181
II SEMESTRE 2012	↓ 61	↓ 72	→ 10	143
I SEMESTRE 2013	→ 118	→ 75	→ 12	205
II SEMESTRE 2013	→ 91	↓ 48	→ 13	152
I SEMESTRE 2014	→ 149	↓ 53	→ 9	211
II SEMESTRE 2014	→ 139	↓ 29	↑ 2	170
I SEMESTRE 2015	↑ 172	→ 75	↑ 7	254
II SEMESTRE 2015	↓ 87	↓ 18	↑ 3	108
I SEMESTRE 2016	→ 127	↓ 34	↑ 1	162
II SEMESTRE 2016	↓ 40	↓ 26	↑ 3	69
I SEMESTRE 2017	↓ 26	↓ 29	↑ 5	60
II SEMESTRE 2017	↓ 75	↓ 66	↑ 2	143

buono	sufficiente	insufficiente
→ 59,61%	→ 23,08%	↓ 17,31%
↑ 79,07%	↓ 6,98%	↓ 13,95%
↑ 80,31%	↓ 15,43%	↑ 4,26%
↑ 80,38%	↓ 16,60%	↑ 3,02%
→ 67,07%	→ 25,79%	→ 7,14%
↓ 52,58%	→ 33,71%	↓ 13,71%
→ 57,00%	→ 33,82%	→ 9,18%
↓ 41,00%	↑ 52,36%	→ 6,64%
↓ 48,06%	↑ 43,65%	→ 8,29%
↓ 42,66%	↑ 50,35%	→ 6,99%
→ 57,56%	→ 36,59%	→ 5,85%
→ 59,87%	→ 31,58%	→ 8,55%
↑ 70,61%	→ 25,12%	↑ 4,27%
↑ 81,76%	↓ 17,06%	↑ 1,18%
→ 67,71%	→ 29,53%	↑ 2,76%
↑ 80,55%	↓ 16,67%	↑ 2,78%
↑ 78,39%	↓ 20,99%	↑ 0,62%
→ 57,97%	↑ 37,68%	↑ 4,35%
↓ 43,33%	↑ 48,34%	→ 8,33%
↓ 52,45%	↑ 46,15%	↑ 1,40%

ANDAMENTO CANTIERI 2008 - 2017

2.9 Dispositivi di Protezione Individuale	buono	sufficiente	insufficiente	Tot
I SEMESTRE 2008	↓ 27	↓ 15	→ 42	84
II SEMESTRE 2008	↓ 38	↓ 1	↓ 6	45
I SEMESTRE 2009	→ 119	↓ 66	↓ 6	191
II SEMESTRE 2009	↑ 178	→ 82	↓ 7	267
I SEMESTRE 2010	↑ 143	→ 93	↓ 22	258
II SEMESTRE 2010	→ 86	↓ 61	↓ 30	177
I SEMESTRE 2011	→ 111	↓ 55	→ 46	212
II SEMESTRE 2011	↑ 133	↑ 200	↑ 91	424
I SEMESTRE 2012	→ 80	↓ 66	↓ 30	176
II SEMESTRE 2012	↓ 64	↓ 60	↓ 13	137
I SEMESTRE 2013	→ 115	↓ 56	↓ 33	204
II SEMESTRE 2013	→ 102	↓ 35	↓ 16	153
I SEMESTRE 2014	↑ 141	↓ 50	↓ 18	209
II SEMESTRE 2014	↑ 125	↓ 38	↓ 6	169
I SEMESTRE 2015	↑ 140	→ 86	↓ 28	254
II SEMESTRE 2015	→ 81	↓ 16	↓ 11	108
I SEMESTRE 2016	→ 114	↓ 21	↓ 28	163
II SEMESTRE 2016	↓ 16	↓ 28	↓ 27	71
I SEMESTRE 2017	↓ 26	↓ 16	↓ 18	60
II SEMESTRE 2017	→ 71	↓ 60	↓ 15	146

buono	sufficiente	insufficiente
↓ 32,14%	→ 17,86%	↓ 50,00%
↑ 84,45%	↓ 2,22%	↑ 13,33%
→ 62,31%	↑ 34,55%	↑ 3,14%
↑ 66,67%	→ 30,71%	↑ 2,62%
→ 55,42%	↑ 36,05%	↑ 8,53%
→ 48,59%	↑ 34,46%	→ 16,95%
→ 52,36%	→ 25,94%	→ 21,70%
↓ 31,37%	↑ 47,17%	→ 21,46%
→ 45,45%	↑ 37,50%	→ 17,05%
→ 46,71%	↑ 43,80%	↑ 9,49%
→ 56,37%	→ 27,45%	→ 16,18%
↑ 66,66%	→ 22,88%	↑ 10,46%
↑ 67,47%	→ 23,92%	↑ 8,61%
↑ 73,96%	→ 22,49%	↑ 3,55%
→ 55,12%	↑ 33,86%	↑ 11,02%
↑ 75,00%	↓ 14,81%	↑ 10,19%
↑ 69,94%	↓ 12,88%	→ 17,18%
↓ 22,54%	↑ 39,43%	→ 38,03%
→ 43,33%	→ 26,67%	→ 30,00%
→ 48,63%	↑ 41,10%	↑ 10,27%

2.10 Formazione	buono	sufficiente	insufficiente	Tot
I SEMESTRE 2008	↓ 28	↓ 10	↑ 7	45
II SEMESTRE 2008	↓ 30	↓ 4	↑ 10	44
I SEMESTRE 2009	↑ 142	↓ 13	↑ 34	189
II SEMESTRE 2009	↑ 162	↓ 40	→ 66	268
I SEMESTRE 2010	↑ 134	↓ 71	→ 51	256
II SEMESTRE 2010	↓ 58	↓ 63	→ 55	176
I SEMESTRE 2011	↓ 64	→ 86	→ 63	213
II SEMESTRE 2011	→ 107	↑ 212	↓ 116	435
I SEMESTRE 2012	↓ 61	→ 76	→ 42	179
II SEMESTRE 2012	↓ 48	↓ 61	↑ 31	140
I SEMESTRE 2013	↓ 70	↓ 58	→ 78	206
II SEMESTRE 2013	↓ 48	↓ 45	→ 58	151
I SEMESTRE 2014	→ 99	↓ 57	→ 55	211
II SEMESTRE 2014	→ 91	↓ 45	→ 35	171
I SEMESTRE 2015	↑ 120	→ 89	→ 45	254
II SEMESTRE 2015	→ 73	↓ 23	↑ 13	109
I SEMESTRE 2016	→ 97	↓ 34	↑ 33	164
II SEMESTRE 2016	↓ 26	↓ 31	↑ 15	72
I SEMESTRE 2017	↓ 26	↓ 23	↑ 11	60
II SEMESTRE 2017	→ 75	↓ 55	↑ 13	143

buono	sufficiente	insufficiente
↑ 62,22%	→ 22,22%	↑ 15,56%
↑ 68,18%	↓ 9,09%	→ 22,73%
↑ 75,13%	↓ 6,88%	→ 17,99%
↑ 60,44%	↓ 14,93%	→ 24,63%
→ 52,35%	→ 27,73%	→ 19,92%
↓ 32,95%	↑ 35,80%	↓ 31,25%
↓ 30,05%	↑ 40,37%	→ 29,58%
↓ 24,60%	↑ 48,73%	→ 26,67%
↓ 34,08%	↑ 42,46%	→ 23,46%
↓ 34,29%	↑ 43,57%	→ 22,14%
↓ 33,98%	→ 28,16%	↓ 37,86%
↓ 31,79%	→ 29,80%	↓ 38,41%
→ 46,92%	→ 27,01%	→ 26,07%
→ 53,21%	→ 26,32%	→ 20,47%
→ 47,24%	↑ 35,04%	→ 17,72%
↑ 66,97%	→ 21,10%	↑ 11,93%
↑ 59,15%	→ 20,73%	→ 20,12%
↓ 36,11%	↑ 43,06%	→ 20,83%
→ 43,34%	↑ 38,33%	→ 18,33%
→ 52,45%	↑ 38,46%	↑ 9,09%

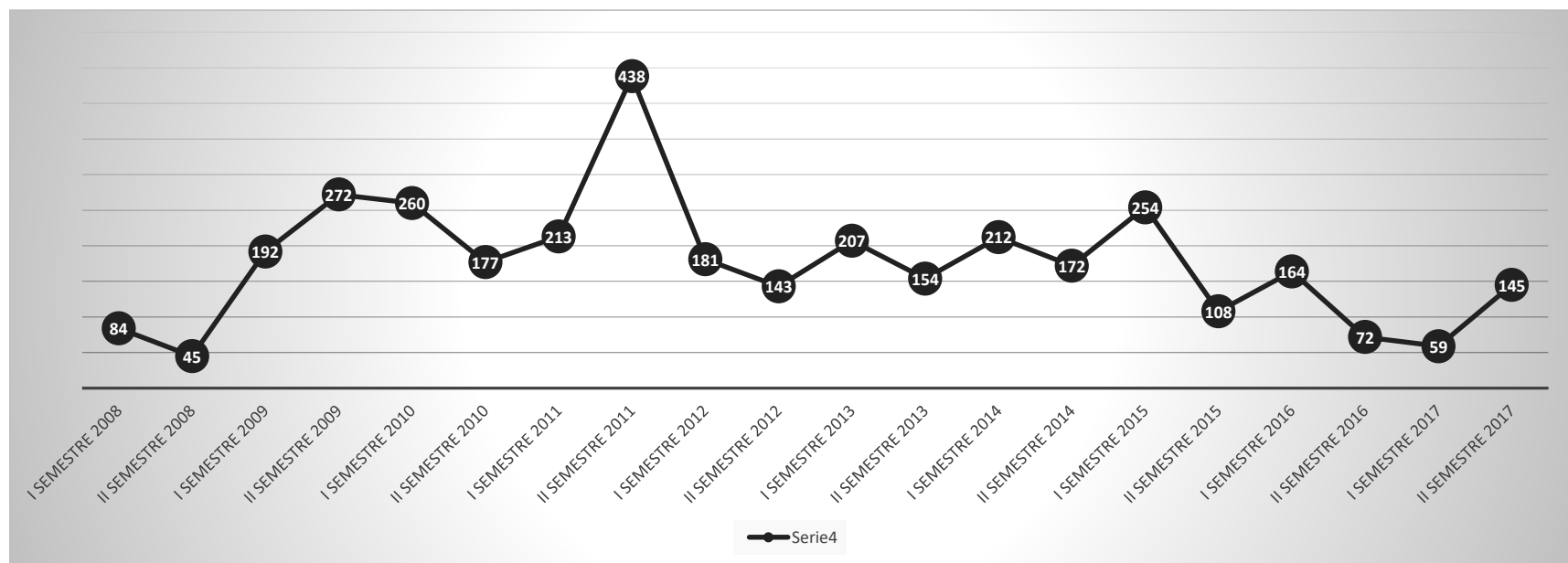
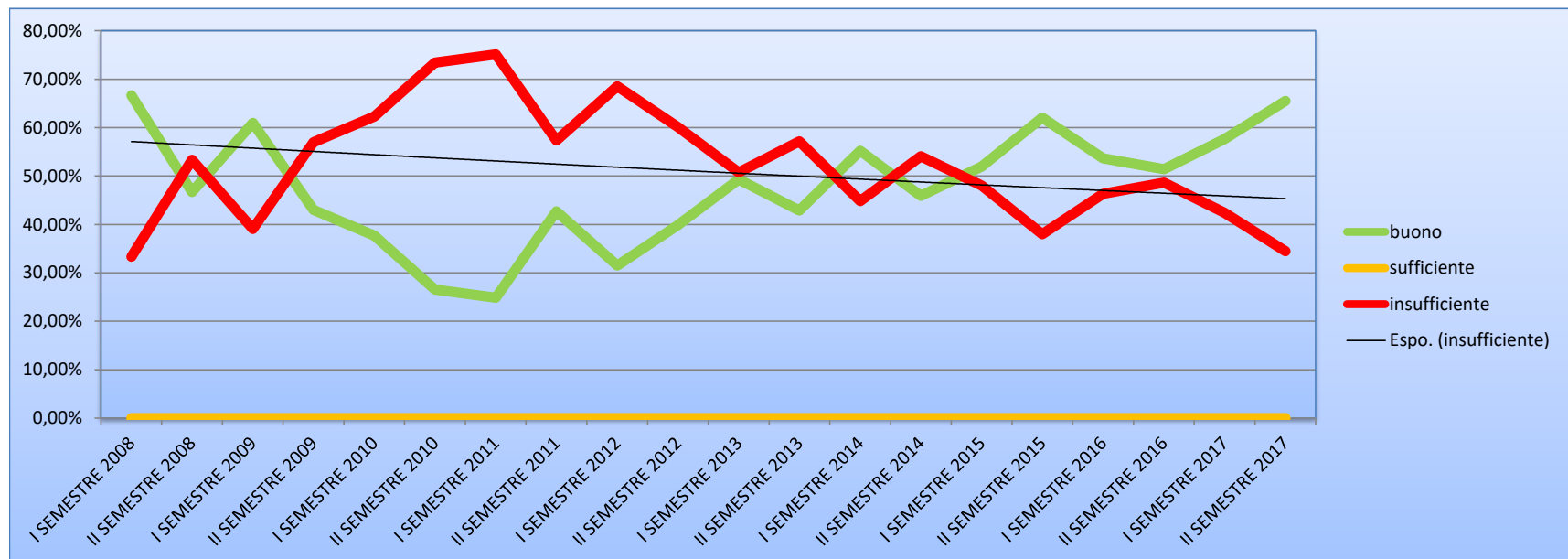
ANDAMENTO CANTIERI 2008 - 2017

2.11 Giudizio complessivo	buono	sufficiente	insufficiente	Tot
I SEMESTRE 2008	↓ 21	↓ 49	↑ 15	85
II SEMESTRE 2008	↓ 21	↓ 15	↑ 9	45
I SEMESTRE 2009	→ 68	→ 101	↑ 23	192
II SEMESTRE 2009	→ 76	↑ 173	↑ 23	272
I SEMESTRE 2010	→ 73	→ 158	→ 29	260
II SEMESTRE 2010	↓ 40	→ 115	↑ 22	177
I SEMESTRE 2011	→ 53	→ 128	→ 32	213
II SEMESTRE 2011	↑ 114	↑ 238	↓ 86	438
I SEMESTRE 2012	↓ 45	→ 103	→ 33	181
II SEMESTRE 2012	↓ 47	↓ 73	↑ 24	144
I SEMESTRE 2013	→ 77	→ 105	→ 25	207
II SEMESTRE 2013	→ 55	↓ 76	↑ 23	154
I SEMESTRE 2014	→ 83	→ 112	↑ 18	213
II SEMESTRE 2014	→ 81	↓ 83	↑ 8	172
I SEMESTRE 2015	↑ 106	→ 137	↑ 11	254
II SEMESTRE 2015	↓ 49	↓ 56	↑ 4	109
I SEMESTRE 2016	→ 76	↓ 83	↑ 5	164
II SEMESTRE 2016	↓ 27	↓ 41	↑ 5	73
I SEMESTRE 2017	↓ 21	↓ 31	↑ 8	60
II SEMESTRE 2017	→ 64	↓ 68	↑ 14	146

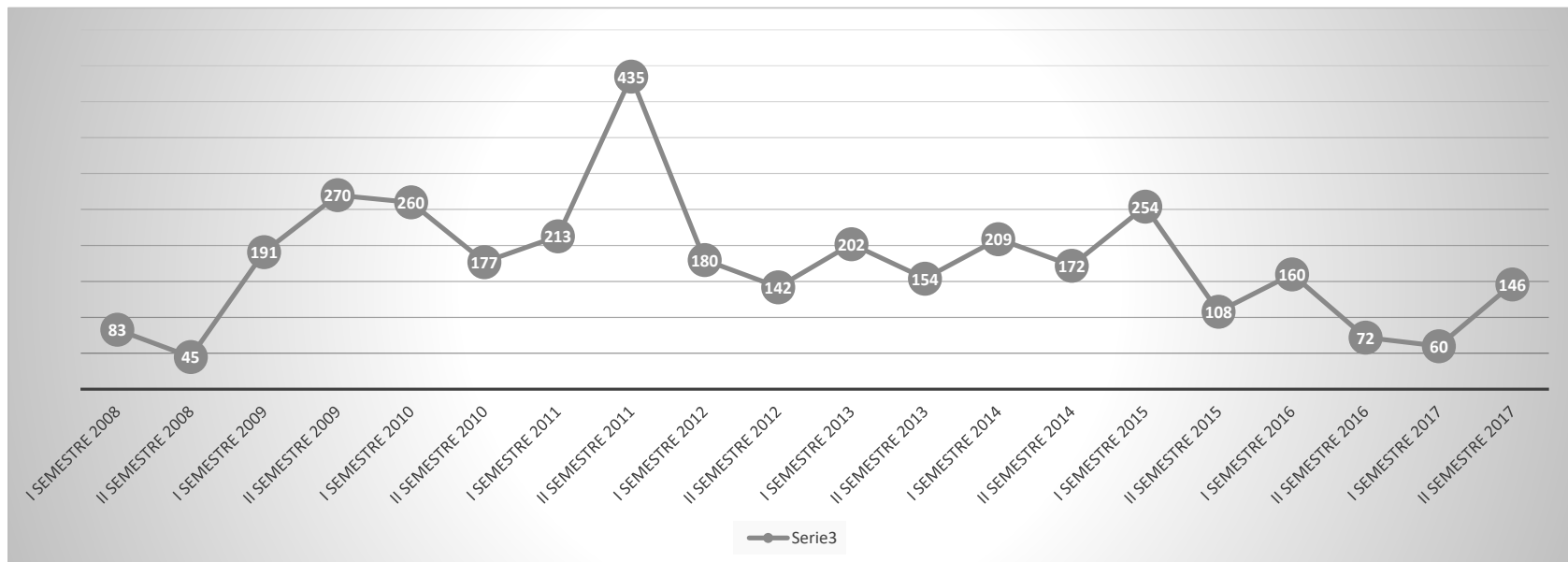
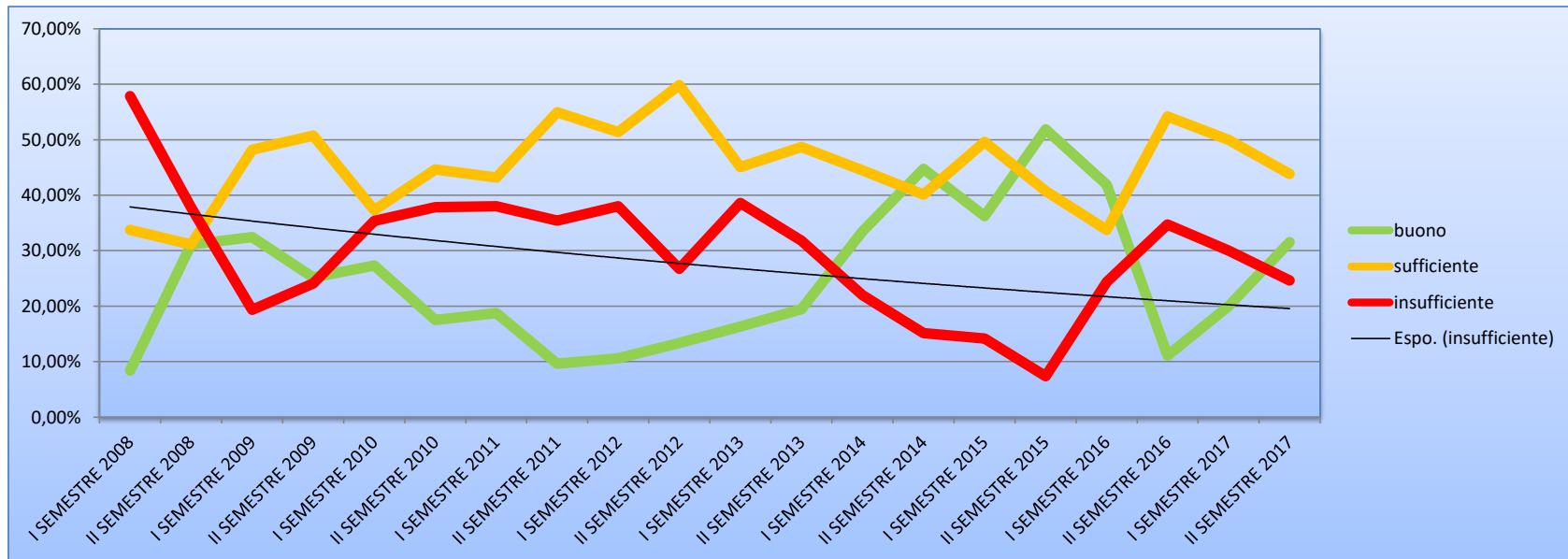
buono	sufficiente	insufficiente
↓ 24,71%	↑ 57,64%	↓ 17,65%
↑ 46,67%	↓ 33,33%	↓ 20,00%
→ 35,42%	→ 52,60%	→ 11,98%
↓ 27,94%	↑ 63,60%	→ 8,46%
↓ 28,08%	↑ 60,77%	→ 11,15%
↓ 22,60%	↑ 64,97%	→ 12,43%
↓ 24,88%	↑ 60,10%	→ 15,02%
↓ 26,03%	→ 54,34%	↓ 19,63%
↓ 24,86%	↑ 56,91%	↓ 18,23%
→ 32,64%	→ 50,69%	↓ 16,67%
→ 37,20%	→ 50,72%	→ 12,08%
→ 35,71%	→ 49,35%	→ 14,94%
→ 38,97%	→ 52,58%	→ 8,45%
↑ 47,09%	→ 48,26%	↑ 4,65%
↑ 41,73%	→ 53,94%	↑ 4,33%
↑ 44,95%	→ 51,38%	↑ 3,67%
↑ 46,34%	→ 50,61%	↑ 3,05%
→ 36,99%	↑ 56,16%	↑ 6,85%
→ 35,00%	→ 51,67%	→ 13,33%
↑ 43,84%	→ 46,57%	→ 9,59%

Totale visite	Semestrali	Annuali
I SEMESTRE 2008	85	
II SEMESTRE 2008	45	↓ 130
I SEMESTRE 2009	192	
II SEMESTRE 2009	272	→ 464
I SEMESTRE 2010	260	
II SEMESTRE 2010	177	→ 437
I SEMESTRE 2011	213	
II SEMESTRE 2011	438	↑ 651
I SEMESTRE 2012	181	
II SEMESTRE 2012	144	→ 325
I SEMESTRE 2013	207	
II SEMESTRE 2013	154	→ 361
I SEMESTRE 2014	213	
II SEMESTRE 2014	172	→ 385
I SEMESTRE 2015	254	
II SEMESTRE 2015	109	→ 363
I SEMESTRE 2016	164	
II SEMESTRE 2016	73	↓ 237
I SEMESTRE 2017	60	
II SEMESTRE 2017	146	↓ 206

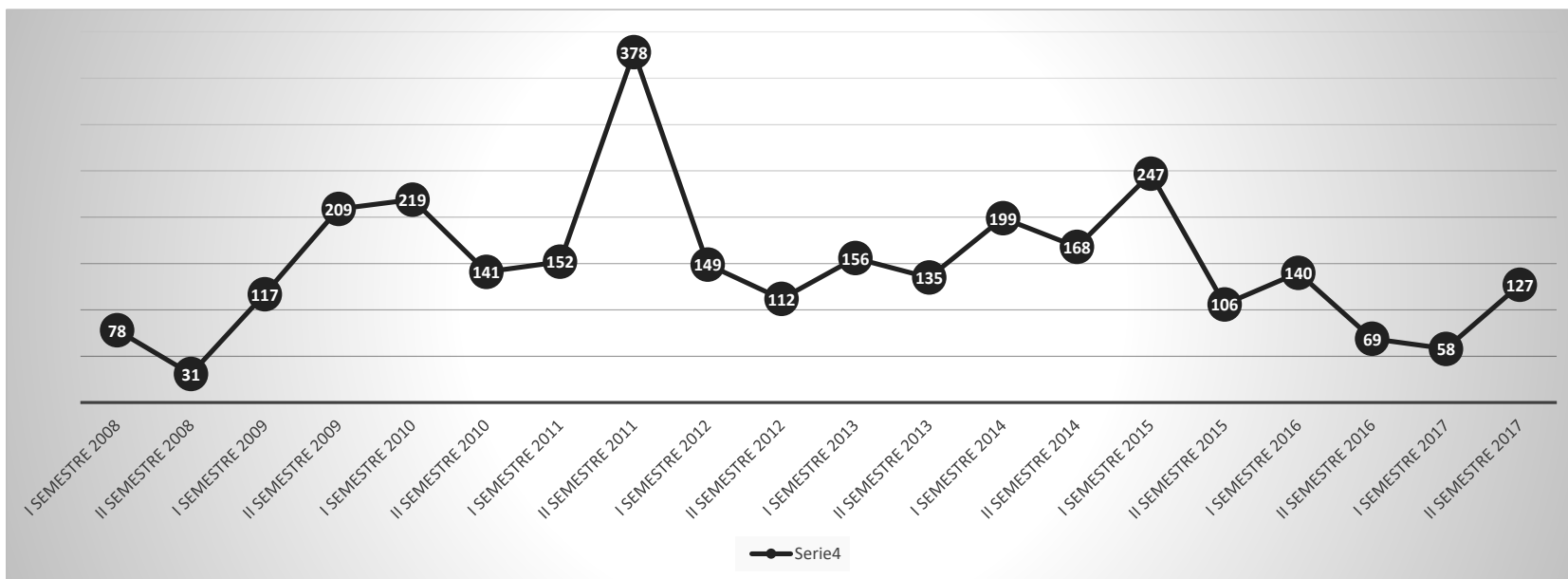
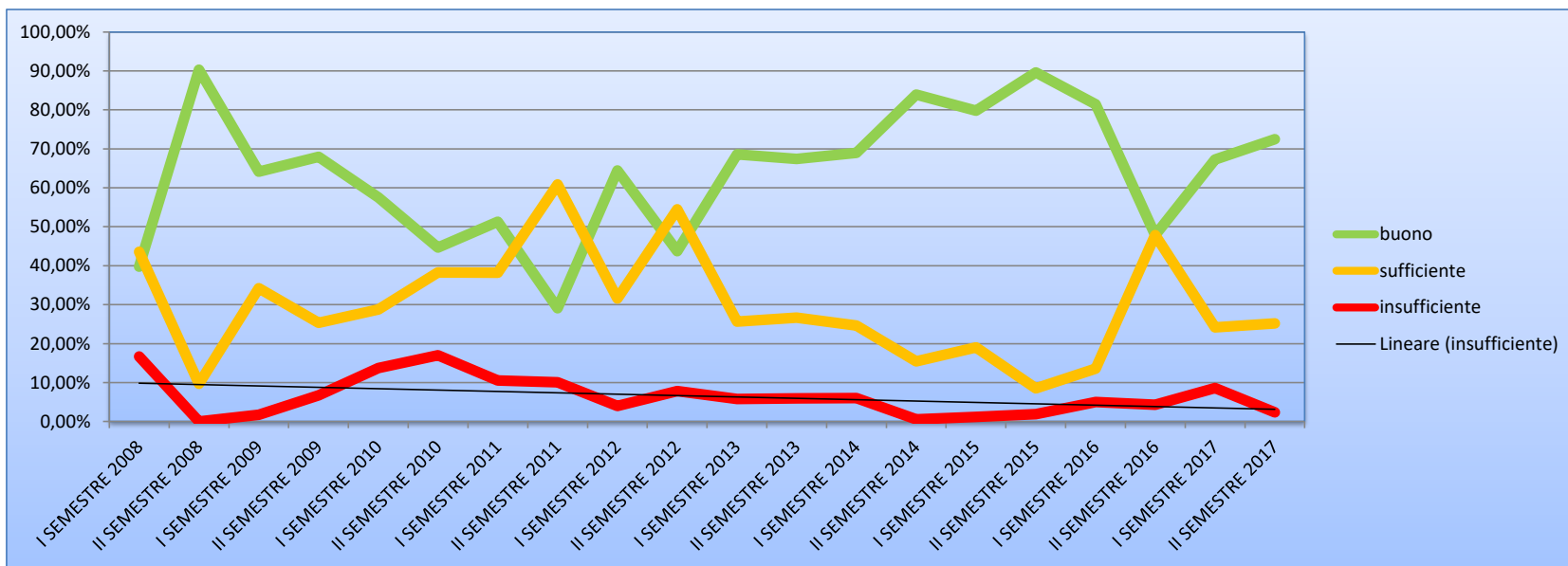
2.1 Presenza di documentazione in cantiere



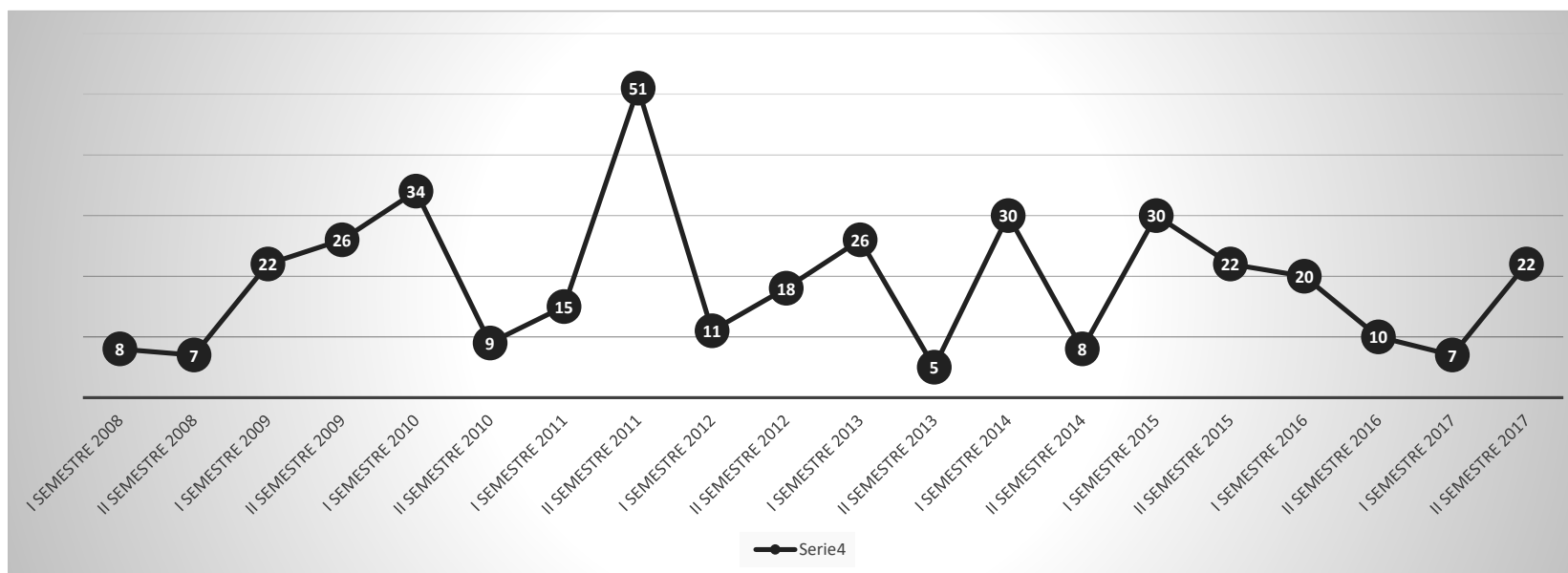
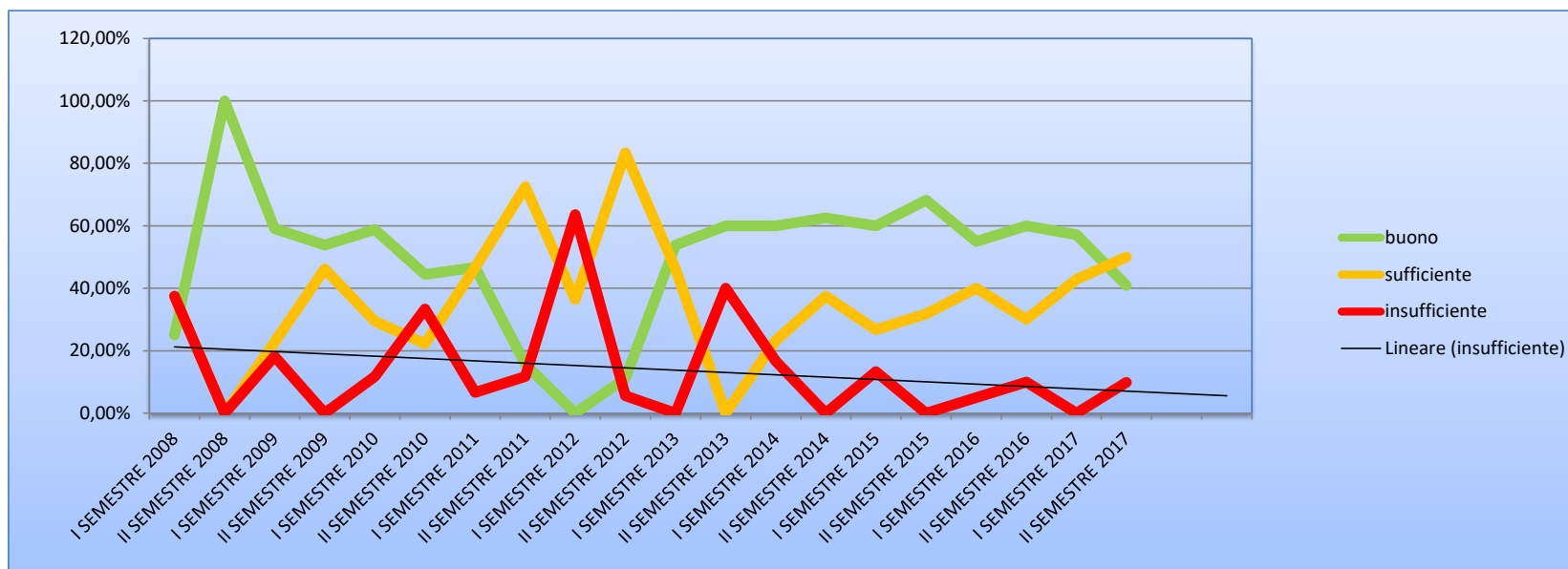
2.2 Allestimento cantiere



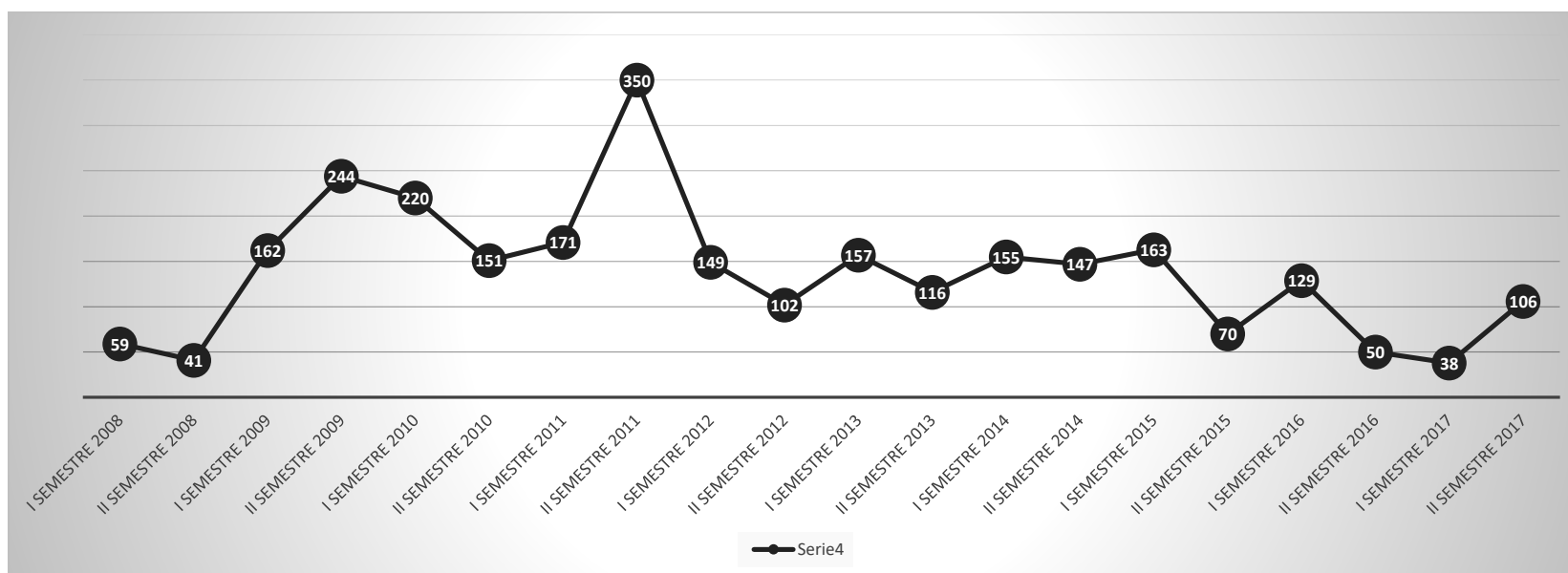
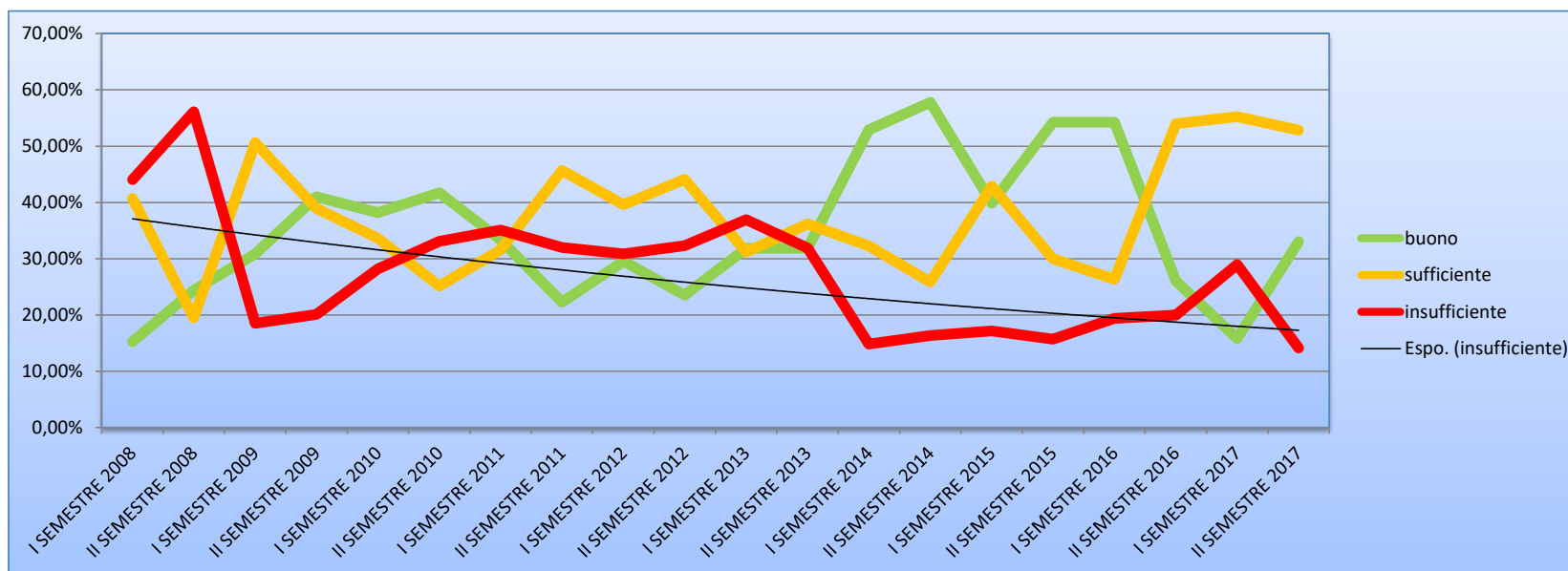
2.3 Viabilità di cantiere



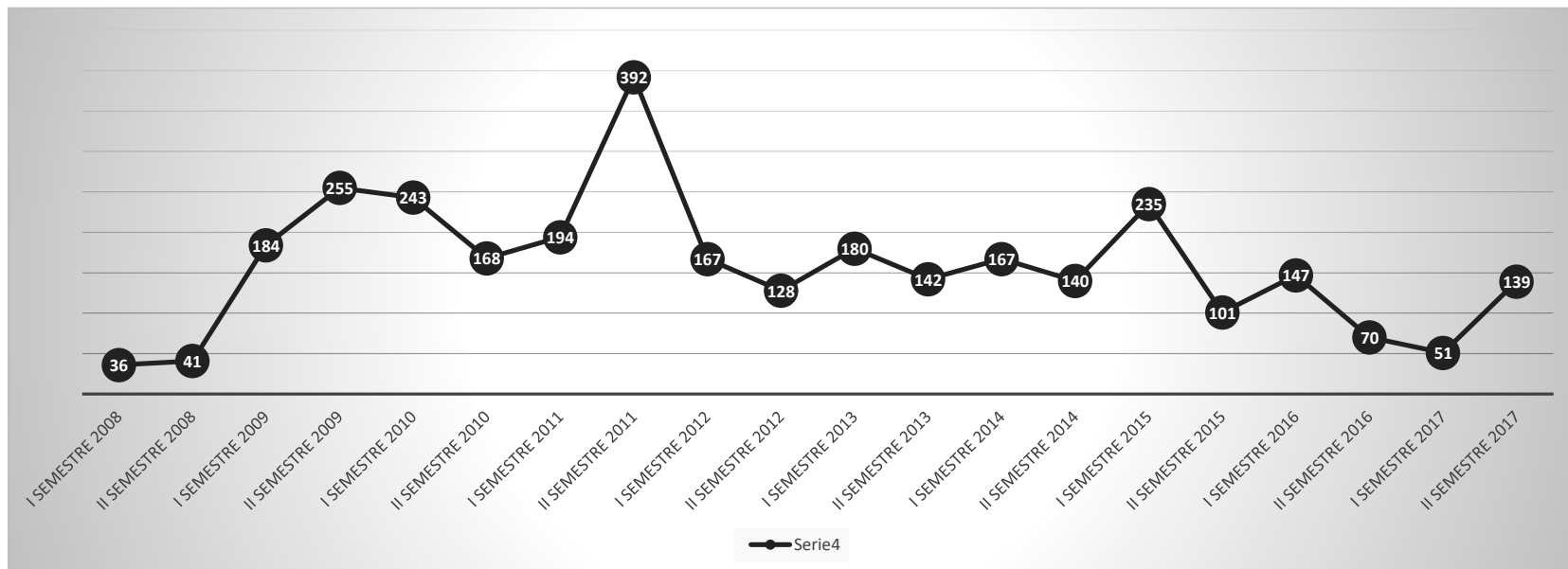
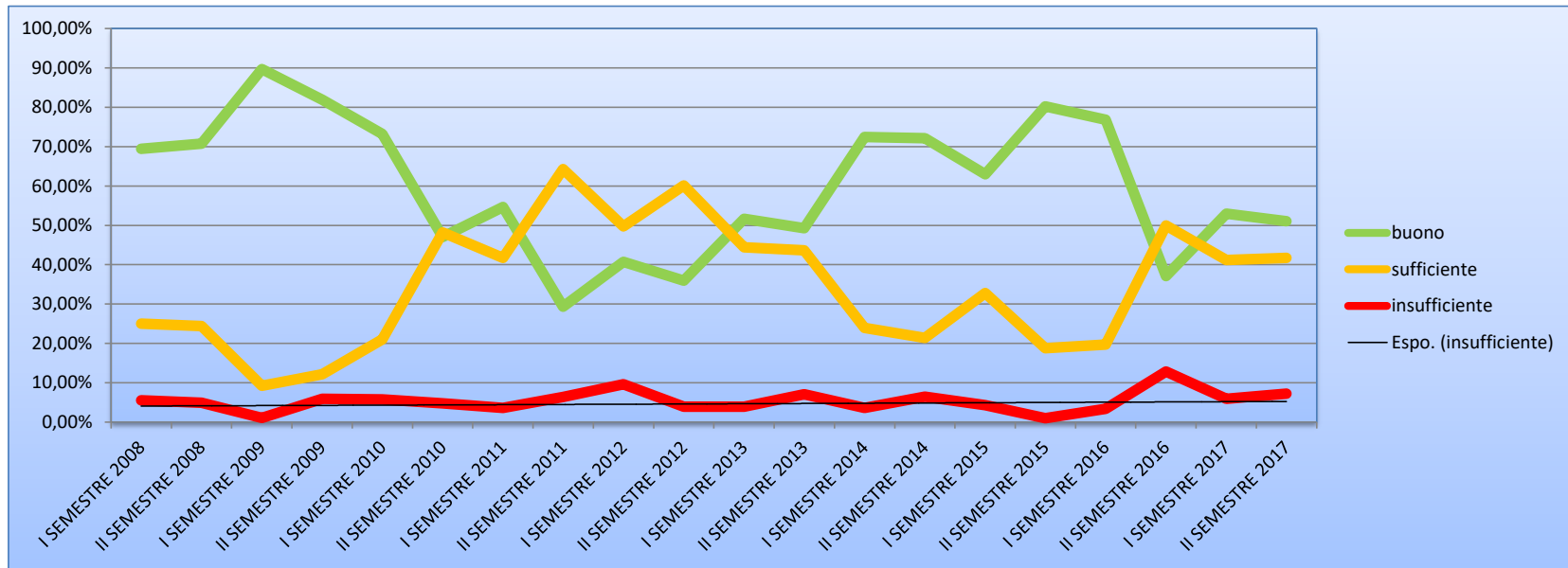
2.4 Scavi



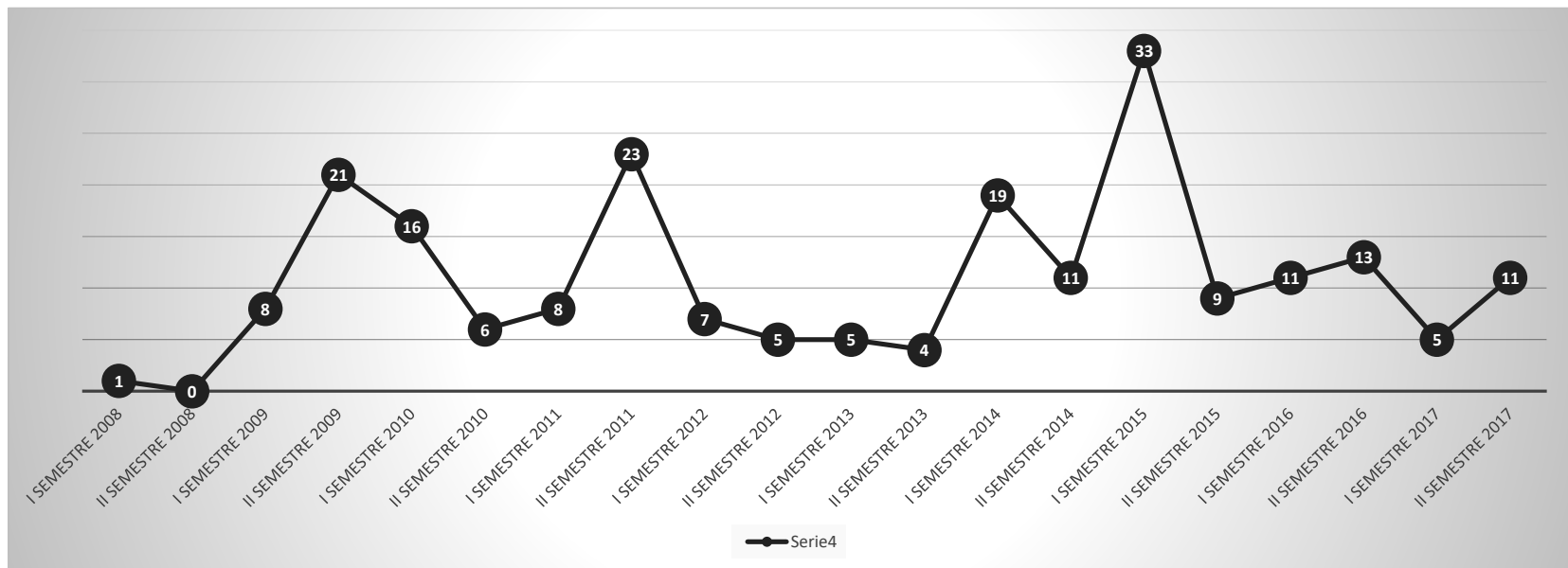
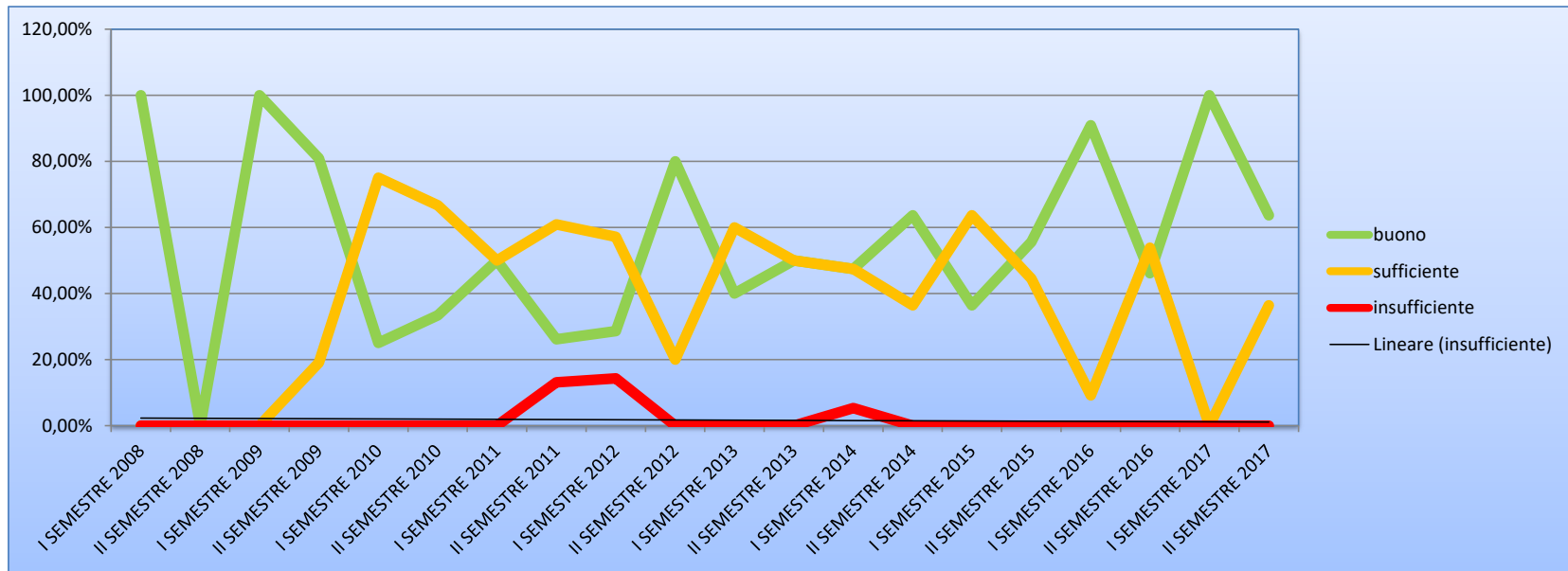
2.5 Opere provvisionali



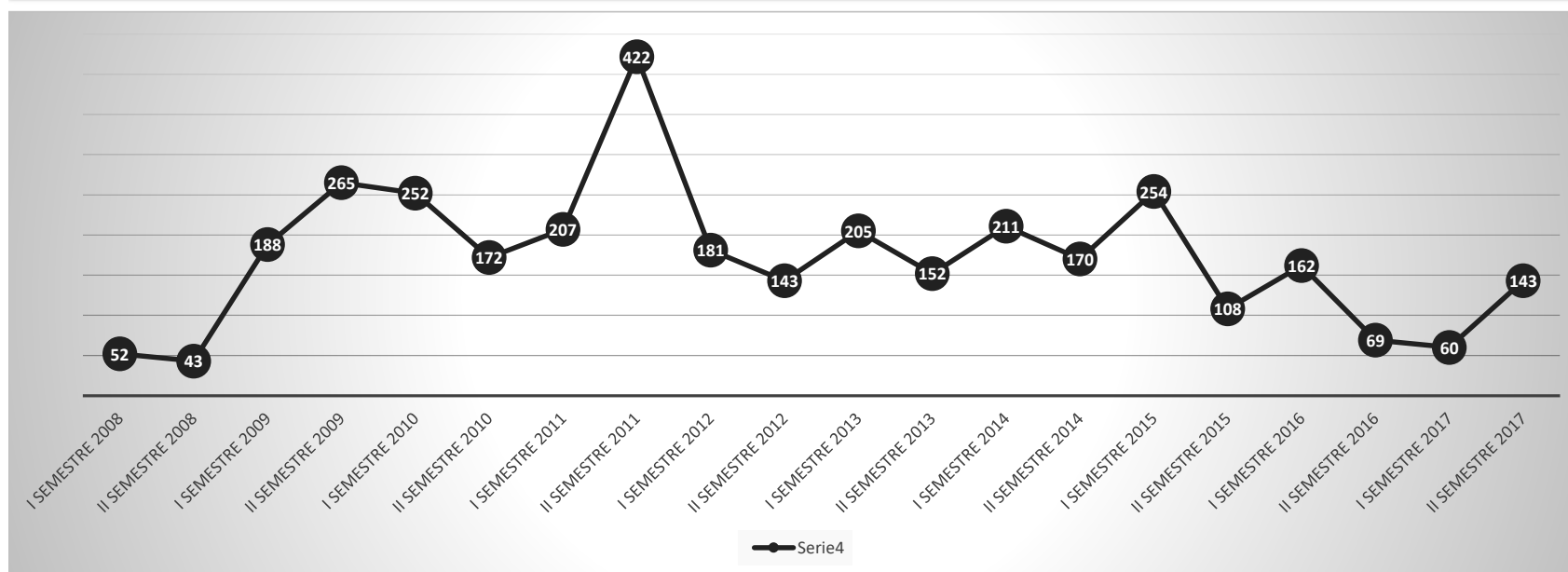
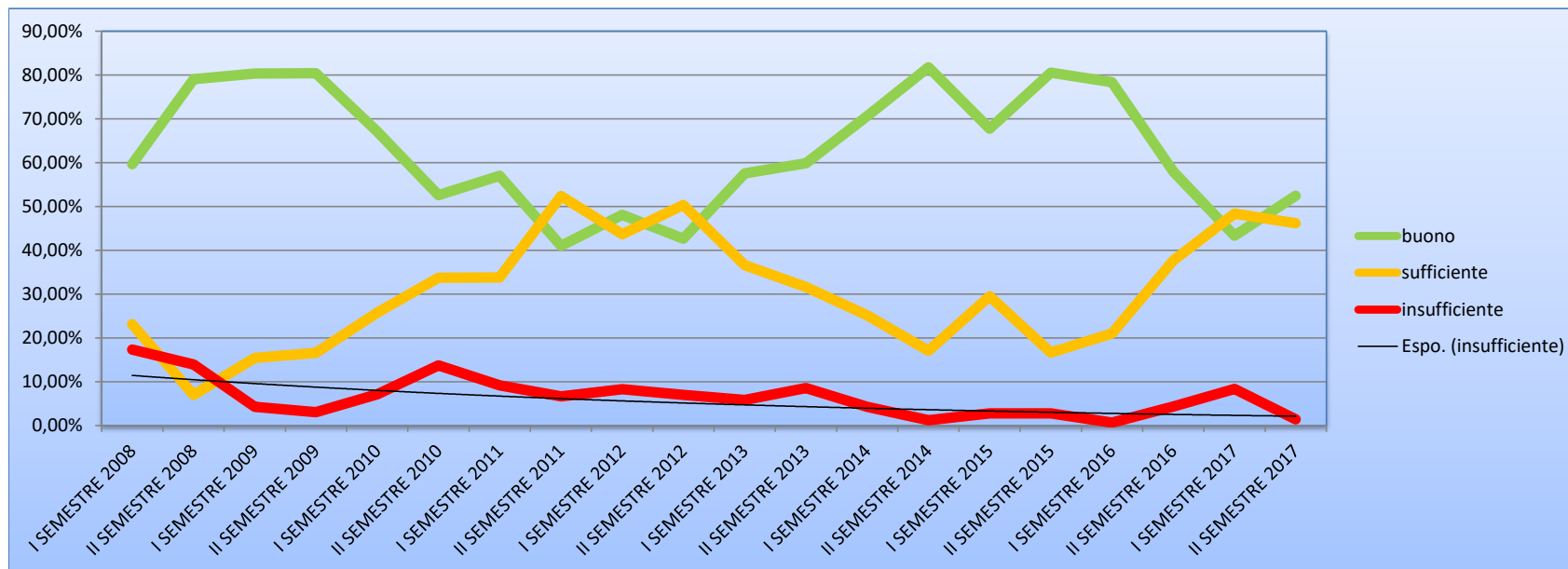
2.6 Impianto elettrico



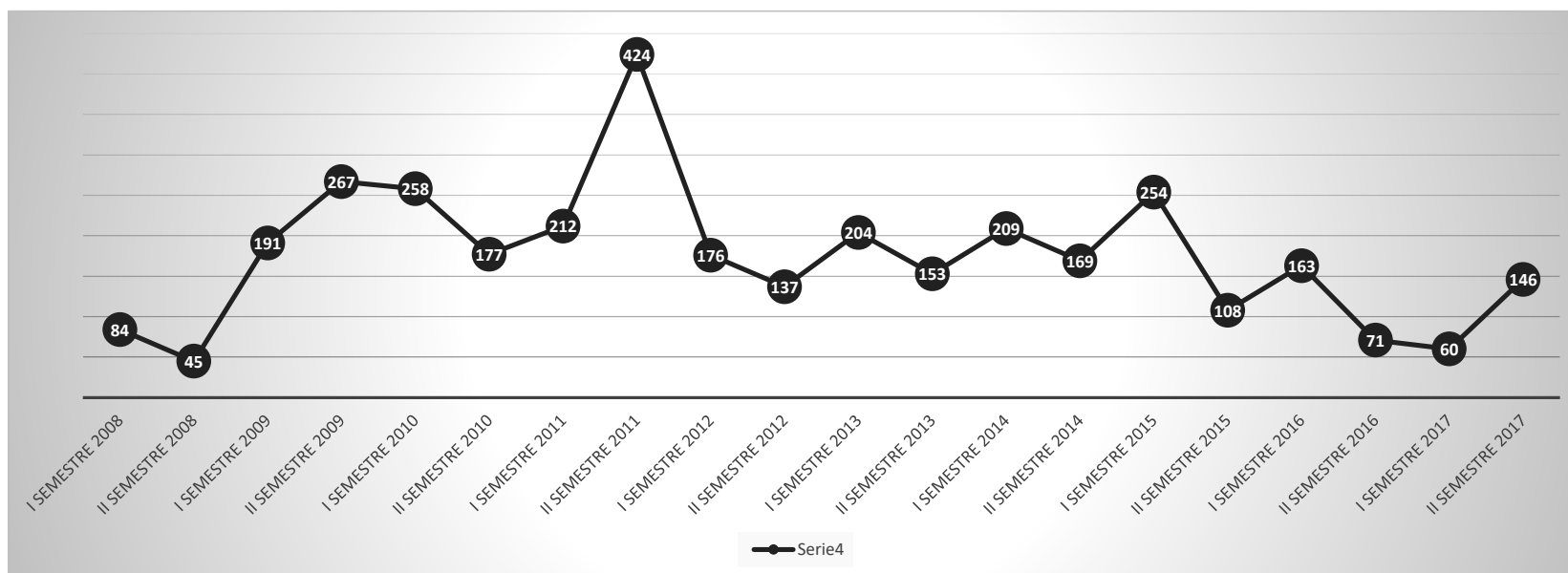
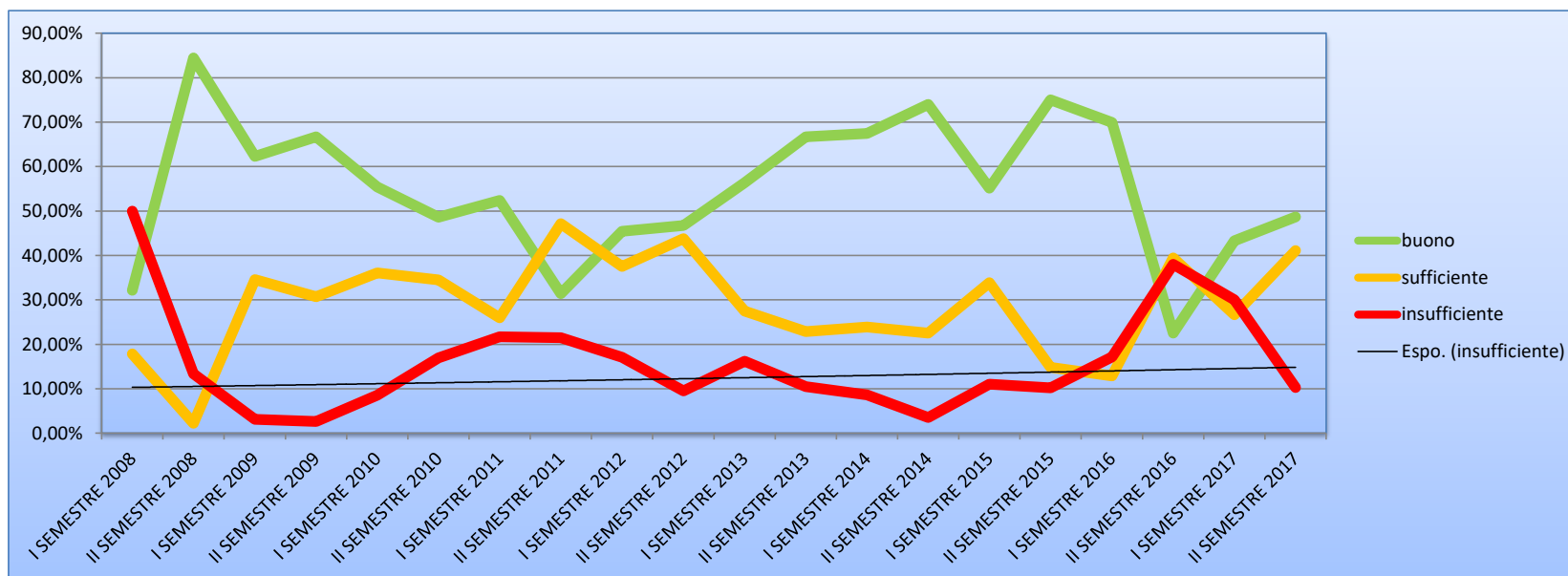
2.7 Demolizioni



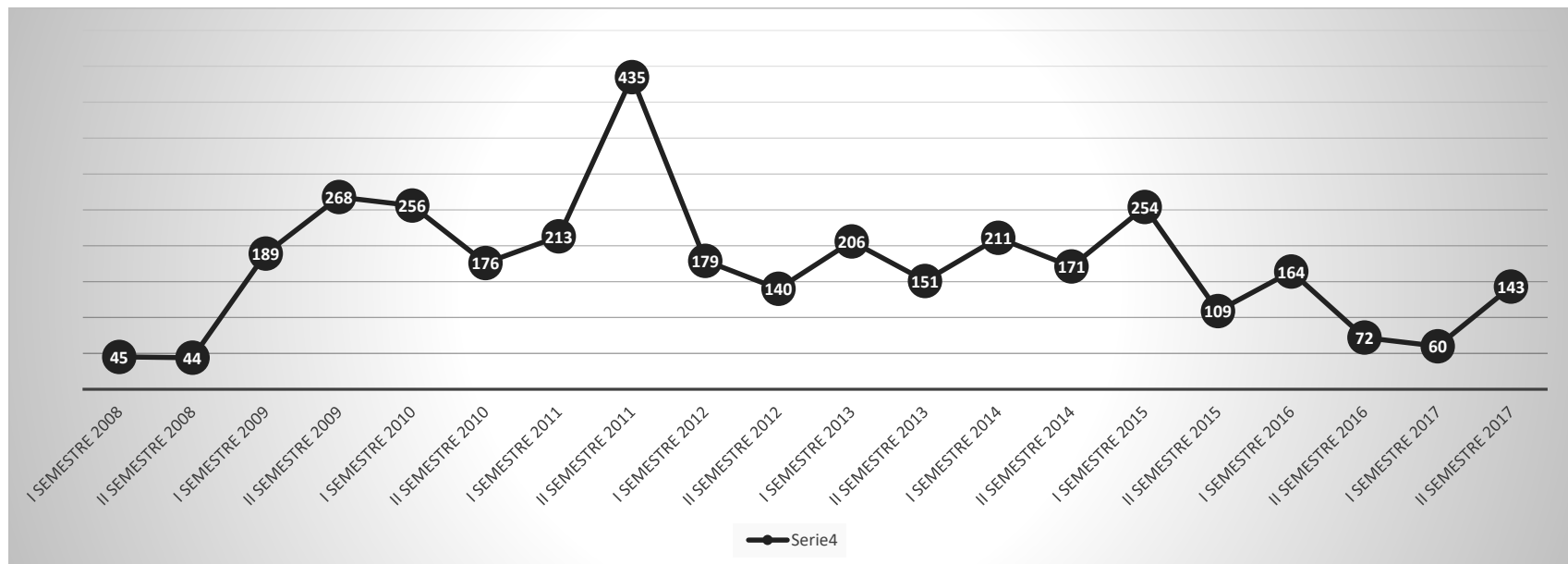
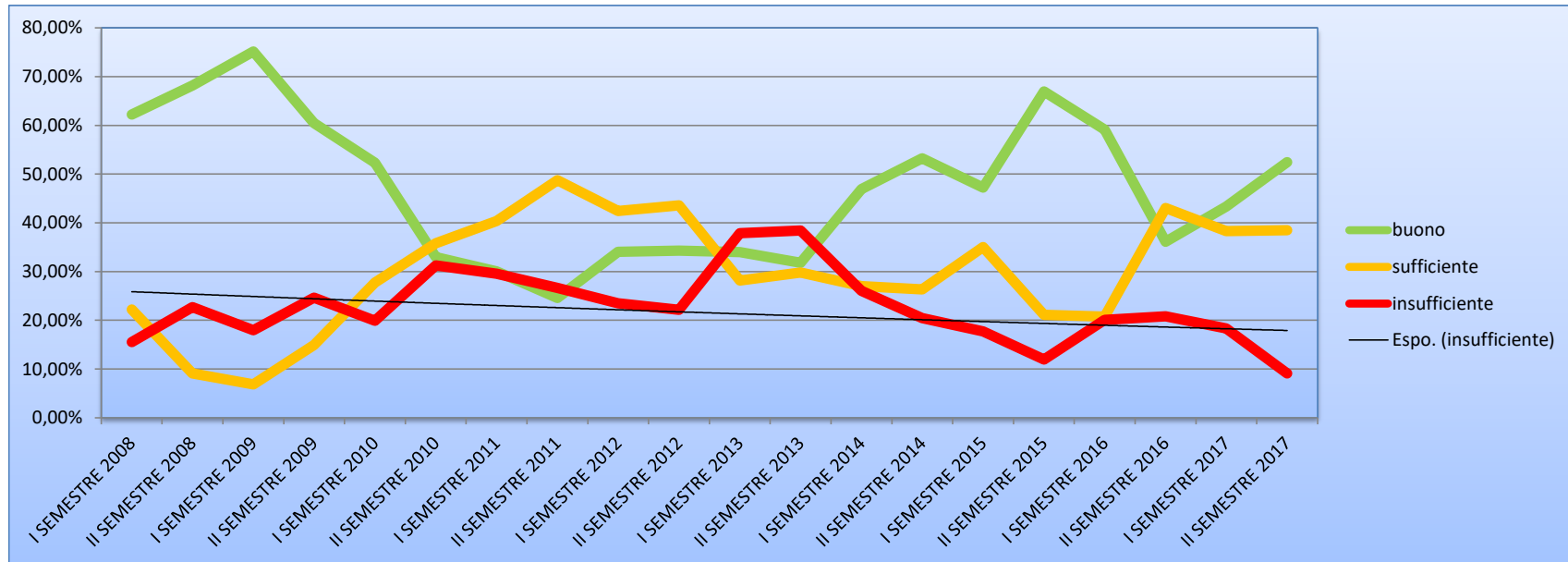
2.8 Macchine e attrezzature di cantiere



2.9 Dispositivi di Protezione Individuale



2.10 Formazione



2.11 Giudizio complessivo

