

ANDAMENTO CANTIERI 2008 - 2018

2.1 Presenza di documentazione in cantiere	buono	sufficiente	insufficiente	Tot
I SEMESTRE 2008	↓ 56	↑ 0	↑ 28	84
II SEMESTRE 2008	↓ 21	↑ 0	↑ 24	45
I SEMESTRE 2009	→ 117	↑ 0	↑ 75	192
II SEMESTRE 2009	→ 117	↑ 0	→ 155	272
I SEMESTRE 2010	→ 98	↑ 0	→ 162	260
II SEMESTRE 2010	↓ 47	↑ 0	→ 130	177
I SEMESTRE 2011	↓ 53	↑ 0	→ 160	213
II SEMESTRE 2011	↑ 187	↑ 0	↓ 251	438
I SEMESTRE 2012	↓ 57	↑ 0	→ 124	181
II SEMESTRE 2012	↓ 57	↑ 0	→ 86	143
I SEMESTRE 2013	→ 102	↑ 0	→ 105	207
II SEMESTRE 2013	↓ 66	↑ 0	→ 88	154
I SEMESTRE 2014	→ 117	↑ 0	→ 95	212
II SEMESTRE 2014	→ 79	↑ 0	→ 93	172
I SEMESTRE 2015	→ 132	↑ 0	→ 122	254
II SEMESTRE 2015	↓ 67	↑ 0	↑ 41	108
I SEMESTRE 2016	→ 88	↑ 0	↑ 76	164
II SEMESTRE 2016	↓ 37	↑ 0	↑ 35	72
I SEMESTRE 2017	↓ 34	↑ 0	↑ 25	59
II SEMESTRE 2017	→ 95	↑ 0	↑ 50	145
I SEMESTRE 2018	↓ 31	↑ 0	↑ 67	98
II SEMESTRE 2018	↓ 40	↑ 0	↑ 40	80

buono	sufficiente	insufficiente
↑ 66,67%	↑ 0,00%	↑ 33,33%
→ 46,67%	↑ 0,00%	→ 53,33%
↑ 60,94%	↑ 0,00%	↑ 39,06%
→ 43,01%	↑ 0,00%	→ 56,99%
↓ 37,69%	↑ 0,00%	→ 62,31%
↓ 26,55%	↑ 0,00%	↓ 73,45%
↓ 24,88%	↑ 0,00%	↓ 75,12%
→ 42,69%	↑ 0,00%	→ 57,31%
↓ 31,49%	↑ 0,00%	↓ 68,51%
→ 39,86%	↑ 0,00%	→ 60,14%
→ 49,28%	↑ 0,00%	→ 50,72%
→ 42,86%	↑ 0,00%	→ 57,14%
↑ 55,19%	↑ 0,00%	→ 44,81%
→ 45,93%	↑ 0,00%	→ 54,07%
→ 51,97%	↑ 0,00%	→ 48,03%
↑ 62,04%	↑ 0,00%	↑ 37,96%
↑ 53,66%	↑ 0,00%	↑ 46,34%
→ 51,39%	↑ 0,00%	→ 48,61%
↑ 57,63%	↑ 0,00%	↑ 42,37%
↑ 65,52%	↑ 0,00%	↑ 34,48%
↓ 31,63%	↑ 0,00%	↓ 68,37%
→ 50,00%	↑ 0,00%	→ 50,00%

2.2 Allestimento cantiere	buono	sufficiente	insufficiente	Tot
I SEMESTRE 2008	↓ 7	→ 28	→ 48	83
II SEMESTRE 2008	↓ 14	↓ 14	↑ 17	45
I SEMESTRE 2009	→ 62	→ 92	↑ 37	191
II SEMESTRE 2009	↑ 68	→ 137	→ 65	270
I SEMESTRE 2010	↑ 71	→ 97	→ 92	260
II SEMESTRE 2010	↓ 31	↓ 79	→ 67	177
I SEMESTRE 2011	→ 40	→ 92	→ 81	213
II SEMESTRE 2011	→ 42	↑ 239	↓ 154	435
I SEMESTRE 2012	↓ 19	→ 92	→ 69	180
II SEMESTRE 2012	↓ 19	↓ 85	↑ 38	142
I SEMESTRE 2013	↓ 33	→ 91	→ 78	202
II SEMESTRE 2013	↓ 30	↓ 75	→ 49	154
I SEMESTRE 2014	↑ 70	→ 93	→ 46	209
II SEMESTRE 2014	↑ 77	↓ 69	↑ 26	172
I SEMESTRE 2015	↑ 92	→ 126	↑ 36	254
II SEMESTRE 2015	→ 56	↓ 44	↑ 8	108
I SEMESTRE 2016	↑ 67	↓ 54	↑ 39	160
II SEMESTRE 2016	↓ 8	↓ 39	↑ 25	72
I SEMESTRE 2017	↓ 12	↓ 30	↑ 18	60
II SEMESTRE 2017	→ 46	↓ 64	↑ 36	146
I SEMESTRE 2018	↓ 31	↓ 41	↑ 27	99
II SEMESTRE 2018	↓ 32	↓ 31	↑ 16	79

buono	sufficiente	insufficiente
↓ 8,43%	↓ 33,73%	↓ 57,84%
→ 31,11%	↓ 31,11%	→ 37,78%
→ 32,46%	→ 48,17%	↑ 19,37%
→ 25,19%	↑ 50,74%	→ 24,07%
→ 27,31%	↓ 37,31%	→ 35,38%
↓ 17,51%	→ 44,64%	→ 37,85%
↓ 18,78%	→ 43,19%	→ 38,03%
↓ 9,66%	↑ 54,94%	→ 35,40%
↓ 10,61%	↑ 51,40%	→ 37,99%
↓ 13,38%	↑ 59,86%	→ 26,76%
↓ 16,34%	→ 45,05%	→ 38,61%
↓ 19,48%	→ 48,70%	→ 31,82%
→ 33,49%	→ 44,50%	→ 22,01%
↑ 44,76%	↓ 40,12%	↑ 15,12%
→ 36,22%	→ 49,61%	↑ 14,17%
↑ 51,85%	→ 40,74%	↑ 7,41%
↑ 41,87%	↓ 33,75%	→ 24,38%
↓ 11,11%	↑ 54,17%	→ 34,72%
↓ 20,00%	→ 50,00%	→ 30,00%
→ 31,51%	→ 43,83%	→ 24,66%
→ 31,31%	→ 41,42%	→ 27,27%
↑ 40,51%	↓ 39,24%	→ 20,25%

ANDAMENTO CANTIERI 2008 - 2018

2.3 Viabilità di cantiere	buono	sufficiente	insufficiente	Tot
I SEMESTRE 2008	↓ 31	↓ 34	↔ 13	78
II SEMESTRE 2008	↓ 28	↓ 3	↑ 0	31
I SEMESTRE 2009	↓ 75	↓ 40	↑ 2	117
II SEMESTRE 2009	↑ 142	↓ 53	↔ 14	209
I SEMESTRE 2010	↔ 126	↓ 63	↓ 30	219
II SEMESTRE 2010	↓ 63	↓ 54	↔ 24	141
I SEMESTRE 2011	↓ 78	↓ 58	↓ 16	152
II SEMESTRE 2011	↔ 110	↑ 230	↓ 38	378
I SEMESTRE 2012	↔ 96	↓ 47	↑ 6	149
II SEMESTRE 2012	↓ 49	↓ 61	↑ 2	112
I SEMESTRE 2013	↔ 107	↓ 40	↑ 9	156
II SEMESTRE 2013	↔ 91	↓ 36	↑ 8	135
I SEMESTRE 2014	↔ 138	↓ 49	↔ 12	199
II SEMESTRE 2014	↔ 141	↓ 26	↑ 1	168
I SEMESTRE 2015	↑ 197	↓ 47	↓ 3	247
II SEMESTRE 2015	↔ 95	↓ 9	↑ 2	106
I SEMESTRE 2016	↔ 114	↓ 19	↑ 7	140
II SEMESTRE 2016	↓ 33	↓ 33	↑ 3	69
I SEMESTRE 2017	↓ 39	↓ 14	↑ 5	58
II SEMESTRE 2017	↔ 92	↓ 32	↑ 3	127
I SEMESTRE 2018	↓ 57	↓ 31	↑ 8	96
II SEMESTRE 2018	↓ 51	↓ 21	↑ 6	78

buono	sufficiente	insufficiente
↓ 39,74%	↑ 43,59%	↓ 16,67%
↑ 90,32%	↓ 9,68%	↑ 0,00%
↔ 64,10%	↔ 34,19%	↑ 1,71%
↔ 67,94%	↓ 25,36%	↔ 6,70%
↔ 57,53%	↔ 28,77%	↓ 13,70%
↓ 44,68%	↔ 38,30%	↓ 17,02%
↔ 51,31%	↔ 38,16%	↔ 10,53%
↓ 29,10%	↑ 60,85%	↔ 10,05%
↔ 64,43%	↔ 31,54%	↑ 4,03%
↓ 43,75%	↑ 54,46%	↔ 7,79%
↔ 68,59%	↓ 25,64%	↔ 5,77%
↔ 67,40%	↔ 26,67%	↔ 5,93%
↔ 69,00%	↓ 24,62%	↔ 6,03%
↑ 83,92%	↓ 15,48%	↑ 0,60%
↑ 79,76%	↓ 19,03%	↑ 1,21%
↑ 89,62%	↓ 8,49%	↑ 1,89%
↑ 81,43%	↓ 13,57%	↔ 5,00%
↓ 47,83%	↑ 47,82%	↔ 4,35%
↔ 67,24%	↓ 24,14%	↔ 8,62%
↑ 72,44%	↓ 25,20%	↑ 2,36%
↔ 59,38%	↔ 32,29%	↔ 8,33%
↔ 65,39%	↔ 26,92%	↔ 7,69%

2.4 Scavi	buono	sufficiente	insufficiente	Tot
I SEMESTRE 2008	↓ 2	↓ 3	↔ 3	8
II SEMESTRE 2008	↔ 7	↓ 0	↑ 0	7
I SEMESTRE 2009	↔ 13	↓ 5	↔ 4	22
II SEMESTRE 2009	↑ 14	↓ 12	↑ 0	26
I SEMESTRE 2010	↑ 20	↓ 10	↔ 4	34
II SEMESTRE 2010	↓ 4	↓ 2	↔ 3	9
I SEMESTRE 2011	↔ 7	↓ 7	↑ 1	15
II SEMESTRE 2011	↑ 8	↑ 37	↓ 6	51
I SEMESTRE 2012	↓ 0	↓ 4	↓ 7	11
II SEMESTRE 2012	↓ 2	↔ 15	↑ 1	18
I SEMESTRE 2013	↑ 14	↓ 12	↑ 0	26
II SEMESTRE 2013	↓ 3	↓ 0	↔ 2	5
I SEMESTRE 2014	↑ 18	↓ 7	↔ 5	30
II SEMESTRE 2014	↓ 5	↓ 3	↑ 0	8
I SEMESTRE 2015	↑ 18	↓ 8	↔ 4	30
II SEMESTRE 2015	↑ 15	↓ 7	↑ 0	22
I SEMESTRE 2016	↔ 11	↓ 8	↑ 1	20
II SEMESTRE 2016	↓ 6	↓ 3	↑ 1	10
I SEMESTRE 2017	↓ 4	↓ 3	↑ 0	7
II SEMESTRE 2017	↔ 9	↓ 11	↔ 2	22
I SEMESTRE 2018	↓ 5	↓ 9	↑ 0	14
II SEMESTRE 2018	↔ 11	↓ 2	↑ 1	14

buono	sufficiente	insufficiente
↓ 25,00%	↔ 37,50%	↔ 37,50%
↑ 100,00%	↓ 0,00%	↑ 0,00%
↔ 59,09%	↓ 22,73%	↔ 18,18%
↔ 53,85%	↔ 46,15%	↑ 0,00%
↔ 58,83%	↔ 29,41%	↑ 11,76%
↔ 44,45%	↓ 22,22%	↔ 33,33%
↔ 46,67%	↔ 46,66%	↑ 6,67%
↓ 15,69%	↑ 72,55%	↑ 11,76%
↓ 0,00%	↔ 36,36%	↓ 63,64%
↓ 11,11%	↑ 83,33%	↑ 5,56%
↔ 53,85%	↔ 46,15%	↑ 0,00%
↔ 60,00%	↓ 0,00%	↔ 40,00%
↔ 60,00%	↓ 23,33%	↔ 16,67%
↔ 62,50%	↔ 37,50%	↑ 0,00%
↔ 60,00%	↓ 26,67%	↑ 13,33%
↑ 68,18%	↔ 31,82%	↑ 0,00%
↔ 55,00%	↔ 40,00%	↑ 5,00%
↔ 60,00%	↔ 30,00%	↑ 10,00%
↔ 57,14%	↔ 42,86%	↑ 0,00%
↔ 40,91%	↔ 50,00%	↑ 9,90%
↔ 35,71%	↑ 64,29%	↑ 0,00%
↑ 78,57%	↓ 14,29%	↑ 7,14%

ANDAMENTO CANTIERI 2008 - 2018

2.5 Opere provvisionali	buono	sufficiente	insufficiente	Tot
I SEMESTRE 2008	↓ 9	↓ 24	↑ 26	59
II SEMESTRE 2008	↓ 10	↓ 8	↑ 23	41
I SEMESTRE 2009	→ 50	→ 82	↑ 30	162
II SEMESTRE 2009	↑ 100	→ 95	→ 49	244
I SEMESTRE 2010	↑ 84	→ 74	→ 62	220
II SEMESTRE 2010	→ 63	↓ 38	→ 50	151
I SEMESTRE 2011	→ 57	↓ 54	→ 60	171
II SEMESTRE 2011	↑ 78	↑ 160	↓ 112	350
I SEMESTRE 2012	→ 44	→ 59	→ 46	149
II SEMESTRE 2012	↓ 24	↓ 45	↑ 33	102
I SEMESTRE 2013	→ 50	↓ 49	→ 58	157
II SEMESTRE 2013	↓ 37	↓ 42	→ 37	116
I SEMESTRE 2014	↑ 82	↓ 50	↑ 23	155
II SEMESTRE 2014	↑ 85	↓ 38	↑ 24	147
I SEMESTRE 2015	→ 65	→ 70	↓ 28	163
II SEMESTRE 2015	→ 38	↓ 21	↑ 11	70
I SEMESTRE 2016	↑ 70	↓ 34	↑ 25	129
II SEMESTRE 2016	↓ 13	↓ 27	↑ 10	50
I SEMESTRE 2017	↓ 6	↓ 21	↑ 11	38
II SEMESTRE 2017	↓ 35	↓ 56	↑ 15	106
I SEMESTRE 2018	↓ 25	↓ 25	↑ 18	68
II SEMESTRE 2018	↓ 26	↓ 14	↑ 14	54

buono	sufficiente	insufficiente
↓ 15,25%	→ 40,68%	→ 44,07%
↓ 24,39%	↓ 19,51%	↓ 56,10%
→ 30,86%	↑ 50,62%	↑ 18,52%
→ 40,99%	→ 38,93%	↑ 20,08%
→ 38,18%	→ 33,64%	→ 28,18%
→ 41,72%	↓ 25,17%	→ 33,11%
→ 33,33%	→ 31,58%	→ 35,09%
↓ 22,29%	↑ 45,71%	→ 32,00%
→ 29,53%	→ 39,60%	→ 30,87%
↓ 23,53%	↑ 44,12%	→ 32,35%
→ 31,85%	↓ 31,21%	→ 36,94%
→ 31,90%	→ 36,20%	→ 31,90%
↑ 52,90%	→ 32,26%	↑ 14,84%
↑ 57,82%	↓ 25,85%	↑ 16,33%
→ 39,88%	→ 42,94%	↑ 17,18%
↑ 54,29%	↓ 30,00%	↑ 15,71%
↑ 54,26%	↓ 26,36%	↑ 19,38%
↓ 26,00%	↑ 54,00%	↑ 20,00%
↓ 15,79%	↑ 55,26%	→ 28,95%
→ 33,02%	↑ 52,83%	↑ 14,15%
→ 36,76%	→ 36,77%	→ 26,47%
↑ 48,14%	↓ 25,93%	→ 25,93%

2.6 Impianto elettrico	buono	sufficiente	insufficiente	Tot
I SEMESTRE 2008	↓ 25	↓ 9	↑ 2	36
II SEMESTRE 2008	↓ 29	↓ 10	↑ 2	41
I SEMESTRE 2009	↑ 165	↓ 17	↑ 2	184
II SEMESTRE 2009	↑ 209	↓ 31	→ 15	255
I SEMESTRE 2010	↑ 178	↓ 51	→ 14	243
II SEMESTRE 2010	↓ 79	↓ 81	→ 8	168
I SEMESTRE 2011	→ 106	↓ 81	→ 7	194
II SEMESTRE 2011	→ 115	↑ 252	↓ 25	392
I SEMESTRE 2012	↓ 68	↓ 83	→ 16	167
II SEMESTRE 2012	↓ 46	↓ 77	↑ 5	128
I SEMESTRE 2013	→ 93	↓ 80	→ 7	180
II SEMESTRE 2013	↓ 70	↓ 62	→ 10	142
I SEMESTRE 2014	→ 121	↓ 40	↑ 6	167
II SEMESTRE 2014	→ 101	↓ 30	→ 9	140
I SEMESTRE 2015	→ 148	↓ 77	→ 10	235
II SEMESTRE 2015	↓ 81	↓ 19	↑ 1	101
I SEMESTRE 2016	→ 113	↓ 29	↑ 5	147
II SEMESTRE 2016	↓ 26	↓ 35	→ 9	70
I SEMESTRE 2017	↓ 27	↓ 21	↑ 3	51
II SEMESTRE 2017	↓ 71	↓ 58	→ 10	139
I SEMESTRE 2018	↓ 58	↓ 23	→ 9	90
II SEMESTRE 2018	↓ 47	↓ 18	↑ 6	71

buono	sufficiente	insufficiente
→ 69,44%	↓ 25,00%	→ 5,56%
↑ 70,73%	↓ 24,39%	→ 4,88%
↑ 89,67%	↓ 9,24%	↑ 1,09%
↑ 81,96%	↓ 12,16%	→ 5,88%
↑ 73,25%	↓ 20,99%	→ 5,76%
↓ 47,02%	↑ 48,22%	→ 4,76%
→ 54,64%	→ 41,75%	↑ 3,61%
↓ 29,34%	↑ 64,28%	→ 6,38%
↓ 40,72%	↑ 49,70%	→ 9,58%
↓ 35,94%	↑ 60,15%	↑ 3,91%
→ 51,67%	→ 44,44%	↑ 3,89%
→ 49,30%	→ 43,66%	→ 7,04%
↑ 72,46%	↓ 23,95%	↑ 3,59%
↑ 72,14%	↓ 21,43%	→ 6,43%
→ 62,97%	→ 32,77%	→ 4,26%
↑ 80,20%	↓ 18,81%	↑ 0,99%
↑ 76,87%	↓ 19,73%	↑ 3,40%
↓ 37,14%	↑ 50,00%	↓ 12,86%
→ 52,94%	→ 41,18%	→ 5,88%
→ 51,08%	→ 41,73%	→ 7,19%
→ 64,44%	↓ 25,56%	↓ 10,00%
→ 66,20%	↓ 25,35%	→ 8,45%

ANDAMENTO CANTIERI 2008 - 2018

2.7 Demolizioni	buono	sufficiente	insufficiente	Tot	buono	sufficiente	insufficiente
I SEMESTRE 2008	↓ 1	↓ 0	↑ 0	1	↑ 100,00%	↓ 0,00%	↑ 0,00%
II SEMESTRE 2008	↓ 0	↓ 0	↑ 0	0	↓ 0,00%	↓ 0,00%	↑ 0,00%
I SEMESTRE 2009	→ 8	↓ 0	↑ 0	8	↑ 100,00%	↓ 0,00%	↑ 0,00%
II SEMESTRE 2009	↑ 17	↓ 4	↑ 0	21	↑ 80,89%	↓ 19,05%	↑ 0,00%
I SEMESTRE 2010	↓ 4	→ 12	↑ 0	16	↓ 25,00%	↑ 75,00%	↑ 0,00%
II SEMESTRE 2010	↓ 2	↓ 4	↑ 0	6	→ 33,33%	↑ 66,67%	↑ 0,00%
I SEMESTRE 2011	↓ 4	↓ 4	↑ 0	8	→ 50,00%	↑ 50,00%	↑ 0,00%
II SEMESTRE 2011	→ 6	→ 14	↓ 3	23	↓ 26,09%	↑ 60,87%	↓ 13,04%
I SEMESTRE 2012	↓ 2	↓ 4	→ 1	7	↓ 28,57%	↑ 57,14%	↓ 14,29%
II SEMESTRE 2012	↓ 4	↓ 1	↑ 0	5	↑ 80,00%	↓ 20,00%	↑ 0,00%
I SEMESTRE 2013	↓ 2	↓ 3	↑ 0	5	→ 40,00%	↑ 60,00%	↑ 0,00%
II SEMESTRE 2013	↓ 2	↓ 2	↑ 0	4	→ 50,00%	→ 50,00%	↑ 0,00%
I SEMESTRE 2014	→ 9	→ 9	→ 1	19	→ 47,37%	→ 47,37%	→ 5,26%
II SEMESTRE 2014	→ 7	↓ 4	↑ 0	11	→ 63,64%	→ 36,36%	↑ 0,00%
I SEMESTRE 2015	↑ 12	↑ 21	↑ 0	33	→ 36,36%	↑ 63,64%	↑ 0,00%
II SEMESTRE 2015	↓ 5	↓ 4	↑ 0	9	→ 55,56%	→ 44,44%	↑ 0,00%
I SEMESTRE 2016	→ 10	↓ 1	↑ 0	11	↑ 90,91%	↓ 9,09%	↑ 0,00%
II SEMESTRE 2016	→ 6	→ 7	↑ 0	13	→ 46,15%	↑ 53,85%	↑ 0,00%
I SEMESTRE 2017	↓ 5	↓ 0	↑ 0	5	↑ 100,00%	↓ 0,00%	↑ 0,00%
II SEMESTRE 2017	→ 7	↓ 4	↑ 0	11	→ 63,64%	→ 36,36%	↑ 0,00%
I SEMESTRE 2018	↓ 5	↓ 1	↑ 0	6	↑ 83,33%	↓ 16,67%	↑ 0,00%
II SEMESTRE 2018	→ 6	↓ 2	↑ 0	8	↑ 75,00%	→ 25,00%	↑ 0,00%

2.8 Macchine e attrezzature di cantiere	buono	sufficiente	insufficiente	Tot	buono	sufficiente	insufficiente
I SEMESTRE 2008	↓ 31	↓ 12	→ 9	52	→ 59,61%	→ 23,08%	↓ 17,31%
II SEMESTRE 2008	↓ 34	↓ 3	↑ 6	43	↑ 79,07%	↓ 6,98%	↓ 13,95%
I SEMESTRE 2009	→ 151	↓ 29	→ 8	188	↑ 80,31%	↓ 15,43%	↑ 4,26%
II SEMESTRE 2009	↑ 213	↓ 44	→ 8	265	↑ 80,38%	↓ 16,60%	↑ 3,02%
I SEMESTRE 2010	↑ 169	↓ 65	→ 18	252	→ 67,07%	→ 25,79%	→ 7,14%
II SEMESTRE 2010	→ 92	↓ 56	↓ 24	172	↓ 52,58%	→ 33,71%	↓ 13,71%
I SEMESTRE 2011	→ 118	↓ 70	→ 19	207	→ 57,00%	→ 33,82%	→ 9,18%
II SEMESTRE 2011	↑ 173	↑ 221	↓ 28	422	↓ 41,00%	↑ 52,36%	→ 6,64%
I SEMESTRE 2012	↓ 87	→ 79	→ 15	181	↓ 48,06%	↑ 43,65%	→ 8,29%
II SEMESTRE 2012	↓ 61	↓ 72	→ 10	143	↓ 42,66%	↑ 50,35%	→ 6,99%
I SEMESTRE 2013	→ 118	→ 75	→ 12	205	→ 57,56%	→ 36,59%	→ 5,85%
II SEMESTRE 2013	→ 91	↓ 48	→ 13	152	→ 59,87%	→ 31,58%	→ 8,55%
I SEMESTRE 2014	→ 149	↓ 53	→ 9	211	↑ 70,61%	→ 25,12%	↑ 4,27%
II SEMESTRE 2014	→ 139	↓ 29	↑ 2	170	↑ 81,76%	↓ 17,06%	↑ 1,18%
I SEMESTRE 2015	↑ 172	→ 75	↑ 7	254	→ 67,71%	→ 29,53%	↑ 2,76%
II SEMESTRE 2015	↓ 87	↓ 18	↑ 3	108	↑ 80,55%	↓ 16,67%	↑ 2,78%
I SEMESTRE 2016	→ 127	↓ 34	↑ 1	162	↑ 78,39%	↓ 20,99%	↑ 0,62%
II SEMESTRE 2016	↓ 40	↓ 26	↑ 3	69	→ 57,97%	↑ 37,68%	↑ 4,35%
I SEMESTRE 2017	↓ 26	↓ 29	↑ 5	60	↓ 43,33%	↑ 48,34%	→ 8,33%
II SEMESTRE 2017	↓ 75	↓ 66	↑ 2	143	↓ 52,45%	↑ 46,15%	↑ 1,40%
I SEMESTRE 2018	↓ 67	↓ 20	→ 11	98	↑ 68,37%	↓ 20,41%	→ 11,22%
II SEMESTRE 2018	↓ 53	↓ 24	↑ 2	79	→ 67,09%	→ 30,38%	↑ 2,53%

ANDAMENTO CANTIERI 2008 - 2018

2.9 Dispositivi di Protezione Individuale	buono	sufficiente	insufficiente	Tot
I SEMESTRE 2008	↓ 27	↓ 15	→ 42	84
II SEMESTRE 2008	↓ 38	↓ 1	↓ 6	45
I SEMESTRE 2009	→ 119	↓ 66	↓ 6	191
II SEMESTRE 2009	↑ 178	→ 82	↓ 7	267
I SEMESTRE 2010	↑ 143	→ 93	↓ 22	258
II SEMESTRE 2010	→ 86	↓ 61	↓ 30	177
I SEMESTRE 2011	→ 111	↓ 55	↓ 46	212
II SEMESTRE 2011	↑ 133	↑ 200	↑ 91	424
I SEMESTRE 2012	→ 80	↓ 66	↓ 30	176
II SEMESTRE 2012	↓ 64	↓ 60	↓ 13	137
I SEMESTRE 2013	→ 115	↓ 56	→ 33	204
II SEMESTRE 2013	→ 102	↓ 35	↓ 16	153
I SEMESTRE 2014	↑ 141	↓ 50	↓ 18	209
II SEMESTRE 2014	↑ 125	↓ 38	↓ 6	169
I SEMESTRE 2015	↑ 140	↓ 86	↓ 28	254
II SEMESTRE 2015	→ 81	↓ 16	↓ 11	108
I SEMESTRE 2016	→ 114	↓ 21	↓ 28	163
II SEMESTRE 2016	↓ 16	↓ 28	↓ 27	71
I SEMESTRE 2017	↓ 26	↓ 16	↓ 18	60
II SEMESTRE 2017	→ 71	↓ 60	↓ 15	146
I SEMESTRE 2018	↓ 35	↓ 57	↓ 7	99
II SEMESTRE 2018	↓ 34	↓ 42	↓ 4	80

buono	sufficiente	insufficiente
↓ 32,14%	↓ 17,86%	↓ 50,00%
↑ 84,45%	↓ 2,22%	↑ 13,33%
→ 62,31%	→ 34,55%	↑ 3,14%
↑ 66,67%	→ 30,71%	↑ 2,62%
→ 55,42%	→ 36,05%	↑ 8,53%
→ 48,59%	→ 34,46%	→ 16,95%
→ 52,36%	→ 25,94%	→ 21,70%
↓ 31,37%	↑ 47,17%	→ 21,46%
→ 45,45%	→ 37,50%	→ 17,05%
→ 46,71%	↑ 43,80%	↑ 9,49%
→ 56,37%	→ 27,45%	→ 16,18%
↑ 66,66%	→ 22,88%	↑ 10,46%
↑ 67,47%	→ 23,92%	↑ 8,61%
↑ 73,96%	→ 22,49%	↑ 3,55%
→ 55,12%	→ 33,86%	↑ 11,02%
↑ 75,00%	↓ 14,81%	↑ 10,19%
↑ 69,94%	↓ 12,88%	→ 17,18%
↓ 22,54%	↑ 39,43%	→ 38,03%
→ 43,33%	→ 26,67%	→ 30,00%
→ 48,63%	↑ 41,10%	↑ 10,27%
↓ 35,35%	↑ 57,58%	↑ 7,07%
↓ 42,50%	↑ 52,50%	↑ 5,00%

2.10 Formazione	buono	sufficiente	insufficiente	Tot
I SEMESTRE 2008	↓ 28	↓ 10	↑ 7	45
II SEMESTRE 2008	↓ 30	↓ 4	↑ 10	44
I SEMESTRE 2009	↑ 142	↓ 13	↑ 34	189
II SEMESTRE 2009	↑ 162	↓ 40	→ 66	268
I SEMESTRE 2010	↑ 134	↓ 71	→ 51	256
II SEMESTRE 2010	↓ 58	↓ 63	→ 55	176
I SEMESTRE 2011	↓ 64	→ 86	→ 63	213
II SEMESTRE 2011	→ 107	↑ 212	↓ 116	435
I SEMESTRE 2012	↓ 61	→ 76	→ 42	179
II SEMESTRE 2012	↓ 48	↓ 61	↑ 31	140
I SEMESTRE 2013	↓ 70	↓ 58	→ 78	206
II SEMESTRE 2013	↓ 48	↓ 45	→ 58	151
I SEMESTRE 2014	→ 99	↓ 57	→ 55	211
II SEMESTRE 2014	→ 91	↓ 45	→ 35	171
I SEMESTRE 2015	↑ 120	→ 89	→ 45	254
II SEMESTRE 2015	→ 73	↓ 23	↑ 13	109
I SEMESTRE 2016	→ 97	↓ 34	↑ 33	164
II SEMESTRE 2016	↓ 26	↓ 31	↑ 15	72
I SEMESTRE 2017	↓ 26	↓ 23	↑ 11	60
II SEMESTRE 2017	→ 75	↓ 55	↑ 13	143
I SEMESTRE 2018	↓ 64	↓ 19	↑ 16	99
II SEMESTRE 2018	↓ 54	↓ 18	↑ 7	79

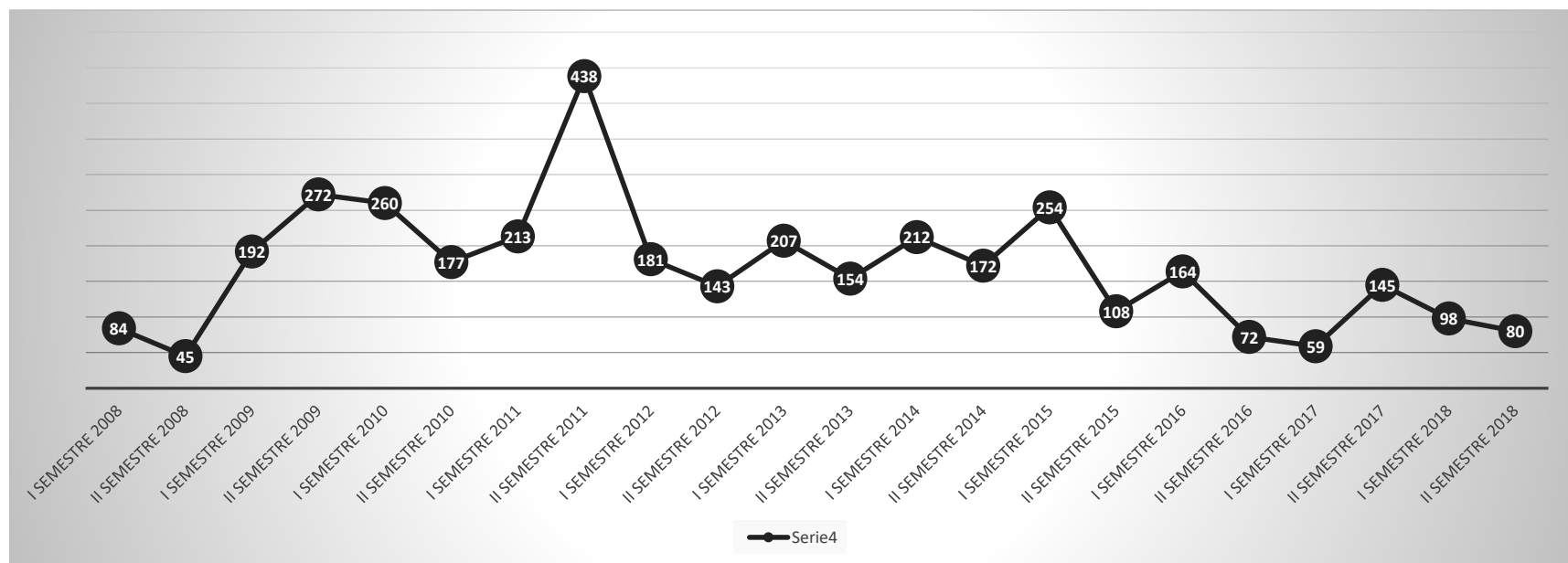
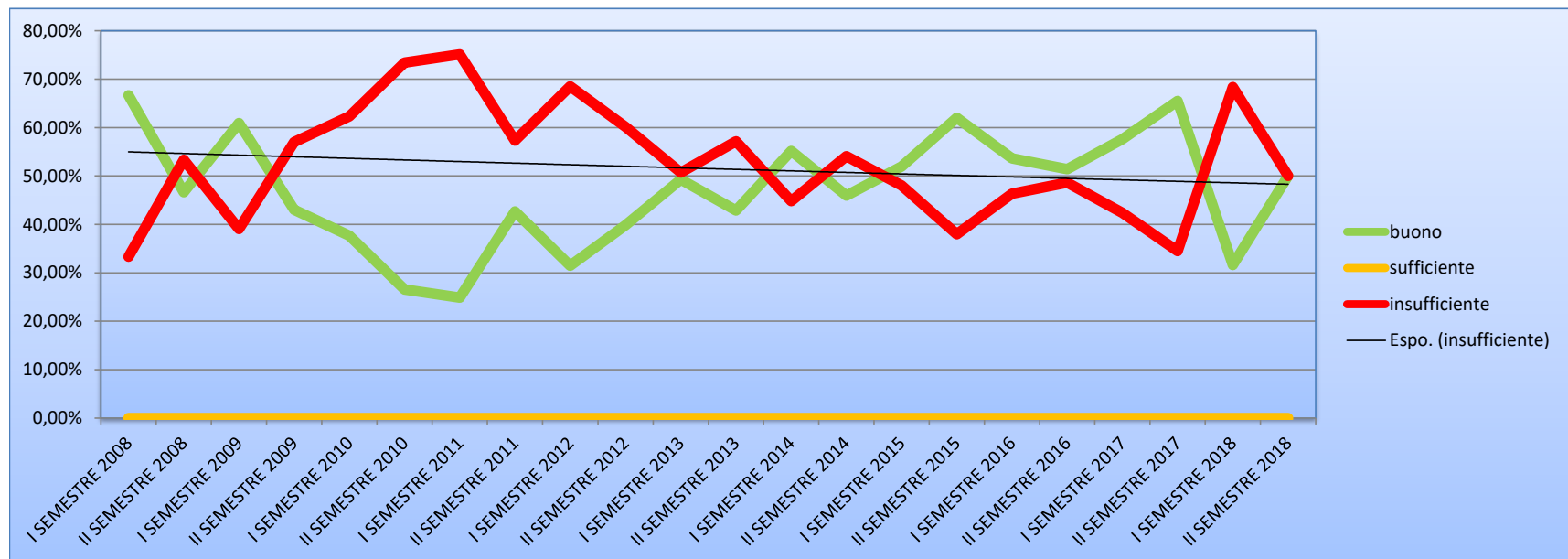
buono	sufficiente	insufficiente
↑ 62,22%	→ 22,22%	↑ 15,56%
↑ 68,18%	↓ 9,09%	→ 22,73%
↑ 75,13%	↓ 6,88%	→ 17,99%
↑ 60,44%	↓ 14,93%	→ 24,63%
→ 52,35%	→ 27,73%	→ 19,92%
↓ 32,95%	↑ 35,80%	↓ 31,25%
↓ 30,05%	↑ 40,37%	→ 29,58%
↓ 24,60%	↑ 48,73%	→ 26,67%
↓ 34,08%	↑ 42,46%	→ 23,46%
↓ 34,29%	↑ 43,57%	→ 22,14%
↓ 33,98%	→ 28,16%	↓ 37,86%
↓ 31,79%	→ 29,80%	↓ 38,41%
→ 46,92%	→ 27,01%	→ 26,07%
→ 53,21%	→ 26,32%	→ 20,47%
→ 47,24%	↑ 35,04%	→ 17,72%
↑ 66,97%	→ 21,10%	↑ 11,93%
↑ 59,15%	→ 20,73%	→ 20,12%
↓ 36,11%	↑ 43,06%	→ 20,83%
→ 43,34%	↑ 38,33%	→ 18,33%
→ 52,45%	↑ 38,46%	↑ 9,09%
↑ 64,65%	↓ 19,19%	↑ 16,16%
↑ 68,36%	→ 22,78%	↑ 8,86%

ANDAMENTO CANTIERI 2008 - 2018

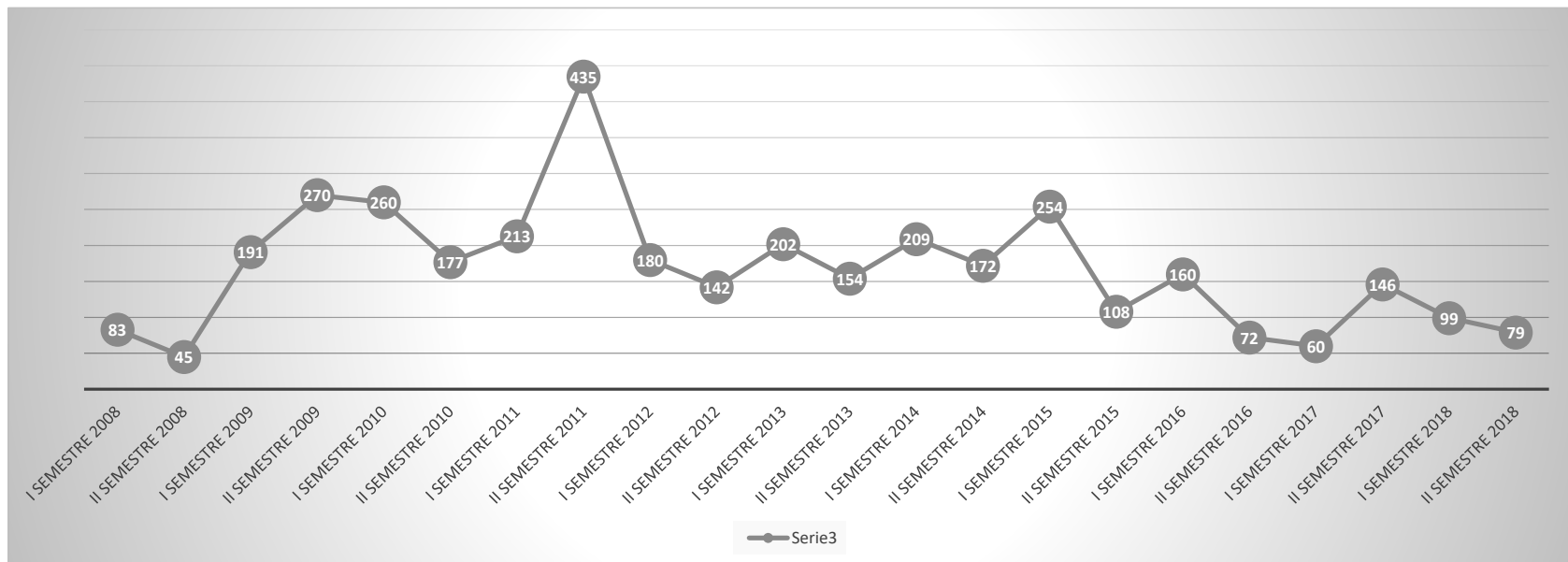
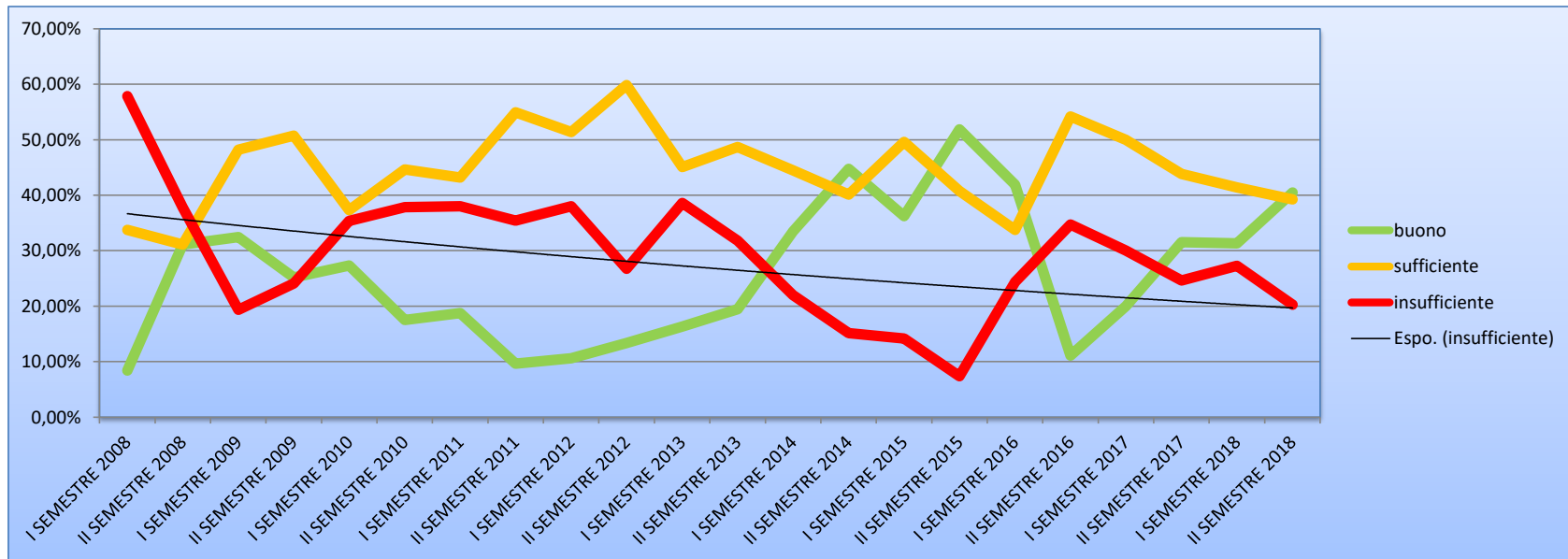
2.11 Giudizio complessivo	buono	sufficiente	insufficiente	Tot	buono	sufficiente	insufficiente
I SEMESTRE 2008	↓ 21	↓ 49	↑ 15	85	↓ 24,71%	↑ 57,64%	↓ 17,65%
II SEMESTRE 2008	↓ 21	↓ 15	↑ 9	45	→ 46,67%	↓ 33,33%	↓ 20,00%
I SEMESTRE 2009	→ 68	→ 101	↑ 23	192	↓ 35,42%	↑ 52,60%	→ 11,98%
II SEMESTRE 2009	→ 76	↑ 173	↑ 23	272	↓ 27,94%	↑ 63,60%	→ 8,46%
I SEMESTRE 2010	→ 73	→ 158	→ 29	260	↓ 28,08%	↑ 60,77%	→ 11,15%
II SEMESTRE 2010	↓ 40	→ 115	↑ 22	177	↓ 22,60%	↑ 64,97%	→ 12,43%
I SEMESTRE 2011	→ 53	→ 128	→ 32	213	↓ 24,88%	↑ 60,10%	→ 15,02%
II SEMESTRE 2011	↑ 114	↑ 238	↓ 86	438	↓ 26,03%	↑ 54,34%	↓ 19,63%
I SEMESTRE 2012	↓ 45	→ 103	→ 33	181	↓ 24,86%	↑ 56,91%	↓ 18,23%
II SEMESTRE 2012	↓ 47	↓ 73	↑ 24	144	↓ 32,64%	→ 50,69%	↓ 16,67%
I SEMESTRE 2013	→ 77	→ 105	→ 25	207	→ 37,20%	→ 50,72%	→ 12,08%
II SEMESTRE 2013	→ 55	↓ 76	↑ 23	154	↓ 35,71%	→ 49,35%	→ 14,94%
I SEMESTRE 2014	→ 83	→ 112	↑ 18	213	→ 38,97%	↑ 52,58%	→ 8,45%
II SEMESTRE 2014	→ 81	↓ 83	↑ 8	172	→ 47,09%	→ 48,26%	↑ 4,65%
I SEMESTRE 2015	↑ 106	↑ 137	↑ 11	254	→ 41,73%	↑ 53,94%	↑ 4,33%
II SEMESTRE 2015	↓ 49	↓ 56	↑ 4	109	→ 44,95%	→ 51,38%	↑ 3,67%
I SEMESTRE 2016	→ 76	↓ 83	↑ 5	164	→ 46,34%	→ 50,61%	↑ 3,05%
II SEMESTRE 2016	↓ 27	↓ 41	↑ 5	73	→ 36,99%	↑ 56,16%	↑ 6,85%
I SEMESTRE 2017	↓ 21	↓ 31	↑ 8	60	↓ 35,00%	→ 51,67%	→ 13,33%
II SEMESTRE 2017	→ 64	↓ 68	↑ 14	146	→ 43,84%	→ 46,57%	→ 9,59%
I SEMESTRE 2018	↓ 40	↓ 42	↑ 18	100	→ 40,00%	↓ 42,00%	↓ 18,00%
II SEMESTRE 2018	↓ 51	↓ 20	↑ 9	80	↑ 63,75%	↓ 25,00%	→ 11,25%

Totale visite	Semestrali	Annuali	% Insufficienti
I SEMESTRE 2008	85		
II SEMESTRE 2008	45 ↓	130	
I SEMESTRE 2009	192		
II SEMESTRE 2009	272 →	464 →	9,91%
I SEMESTRE 2010	260		
II SEMESTRE 2010	177 →	437 →	11,67%
I SEMESTRE 2011	213		
II SEMESTRE 2011	438 ↑	651 ↓	18,51%
I SEMESTRE 2012	181		
II SEMESTRE 2012	144 →	325 ↓	17,54%
I SEMESTRE 2013	207		
II SEMESTRE 2013	154 →	361 →	13,30%
I SEMESTRE 2014	213		
II SEMESTRE 2014	172 →	385 ↑	6,75%
I SEMESTRE 2015	254		
II SEMESTRE 2015	109 →	363 ↑	4,13%
I SEMESTRE 2016	164		
II SEMESTRE 2016	73 ↓	237 ↑	4,20%
I SEMESTRE 2017	60		
II SEMESTRE 2017	146 ↓	206 →	10,68%
I SEMESTRE 2018	100		
II SEMESTRE 2018	80 ↓	180 ↓	15,00%

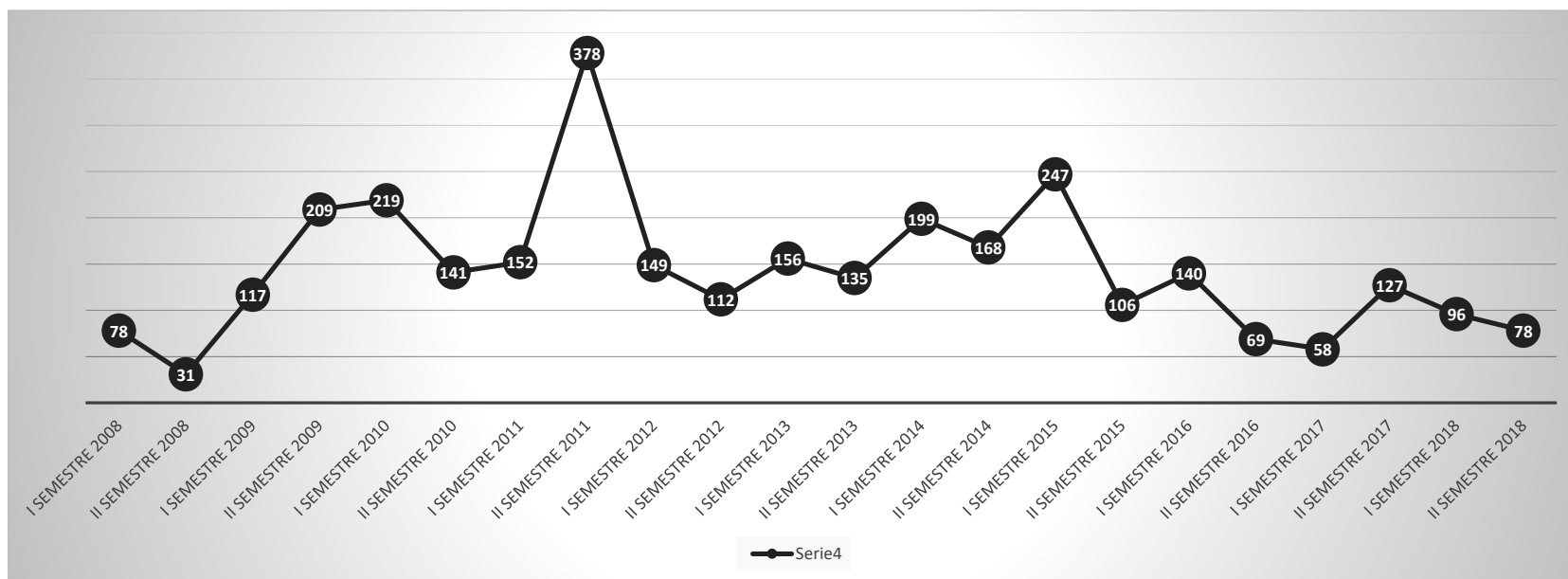
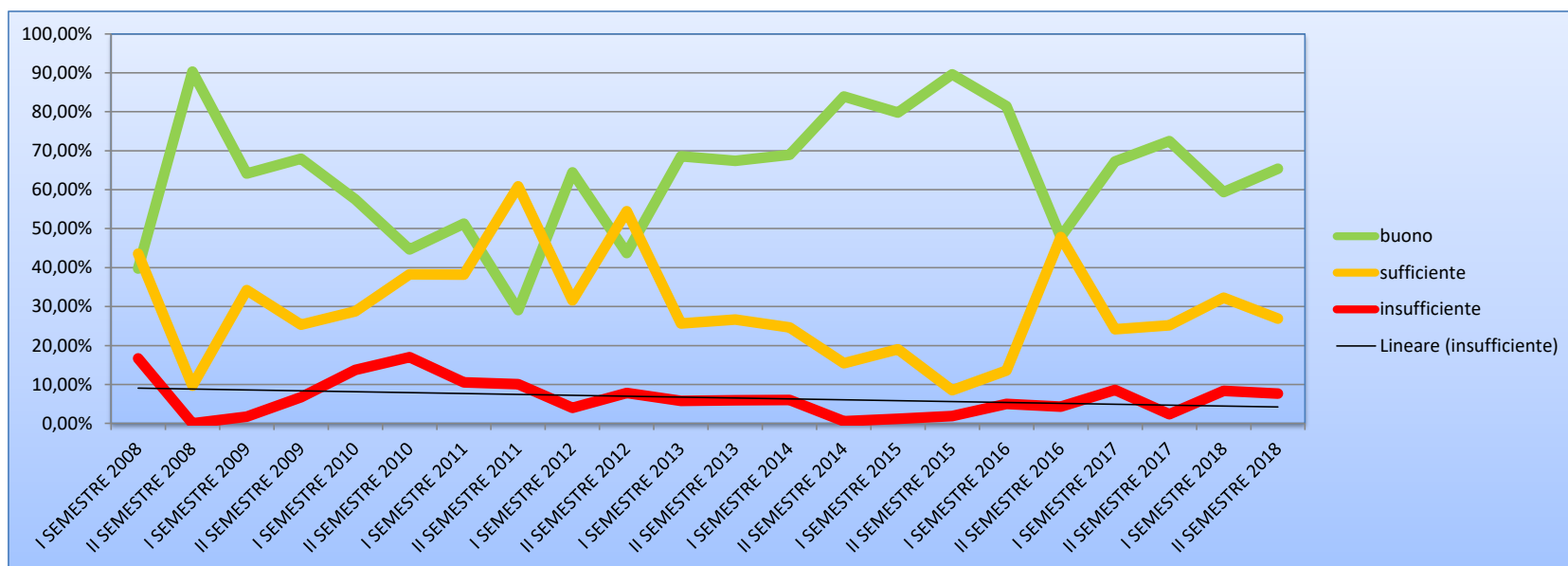
2.1 Presenza di documentazione in cantiere



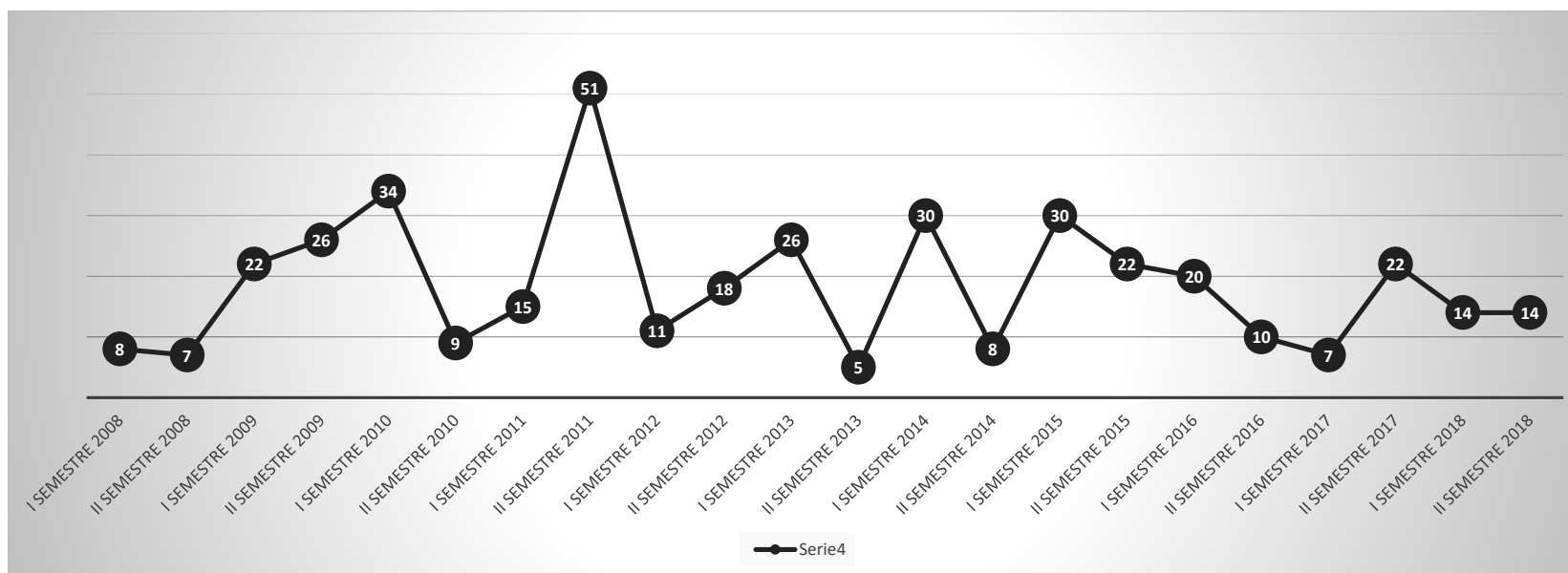
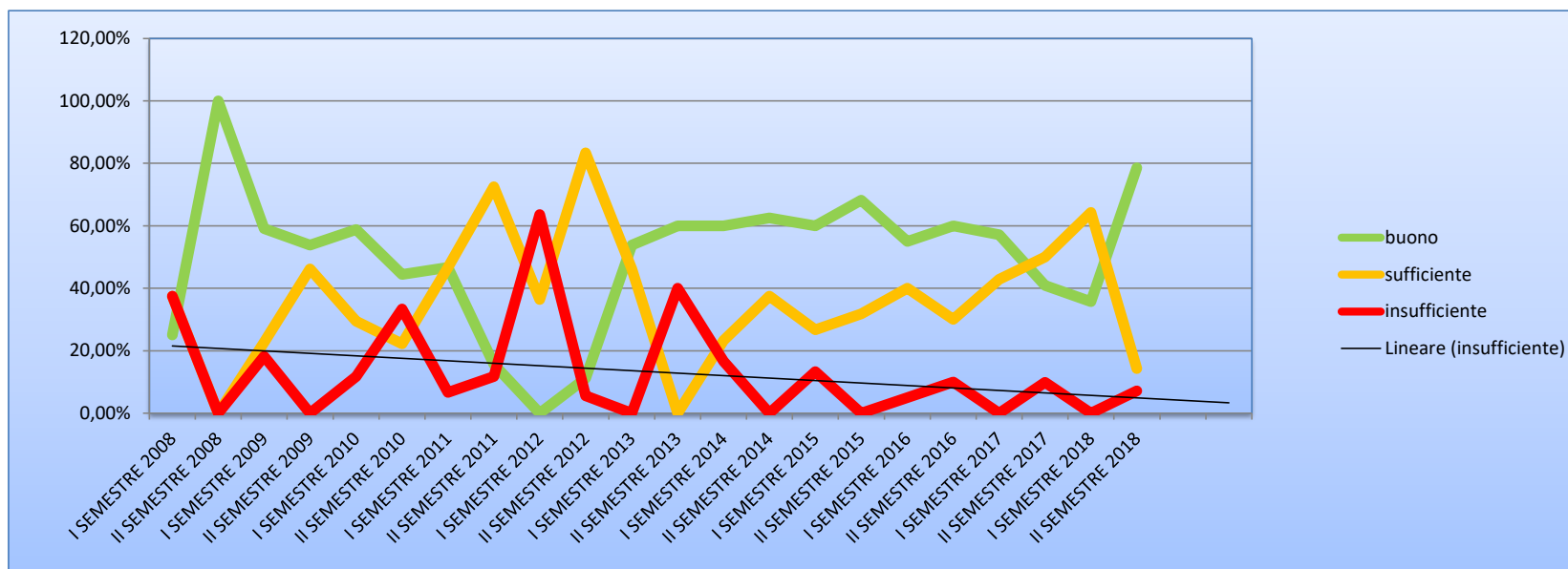
2.2 Allestimento cantiere



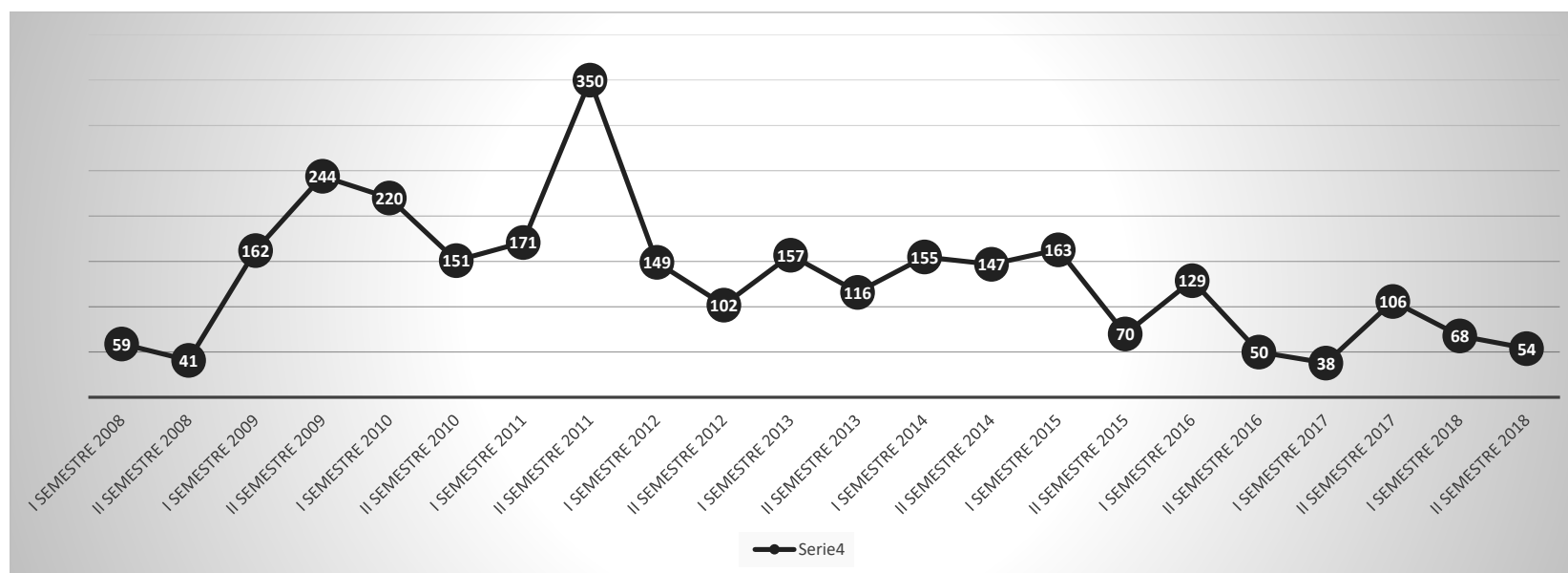
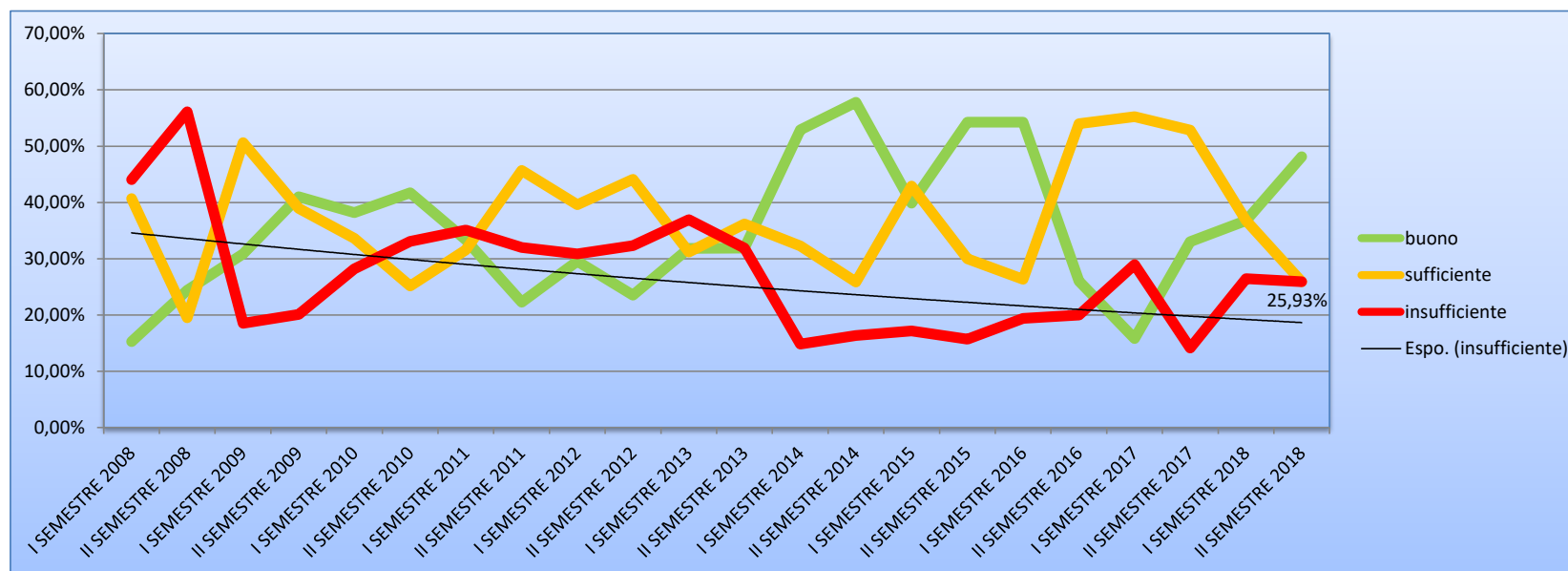
2.3 Viabilità di cantiere



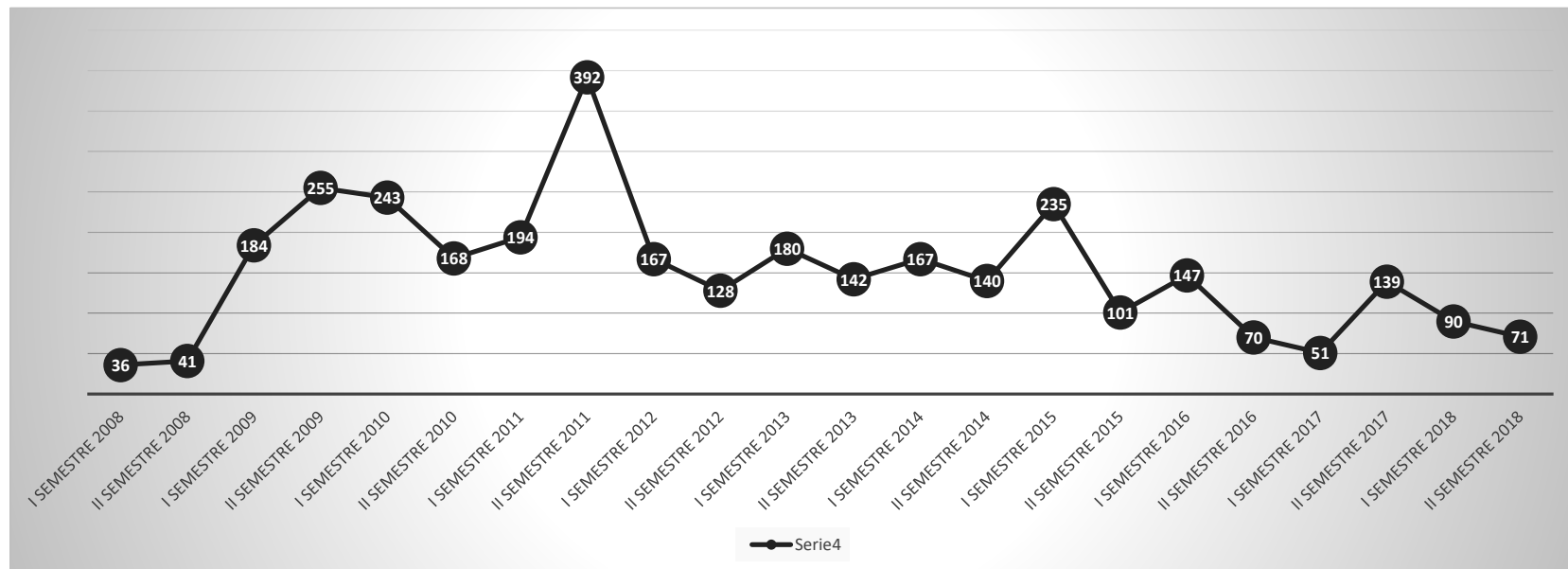
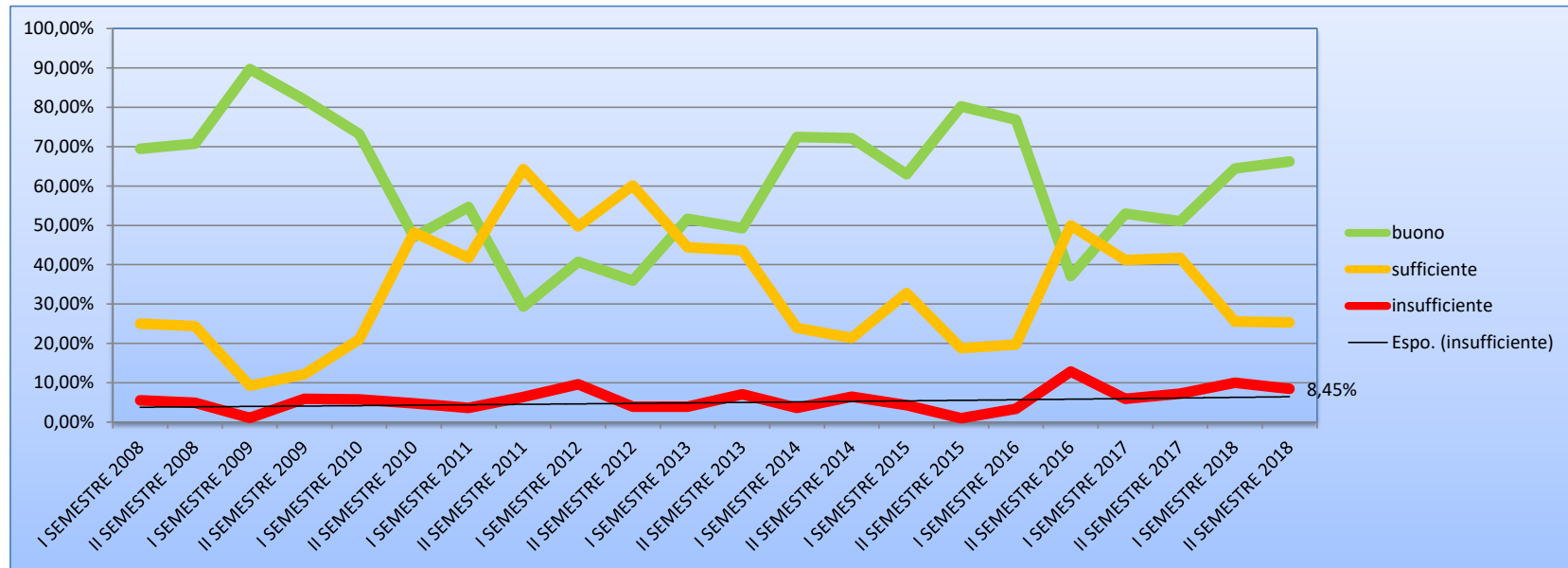
2.4 Scavi



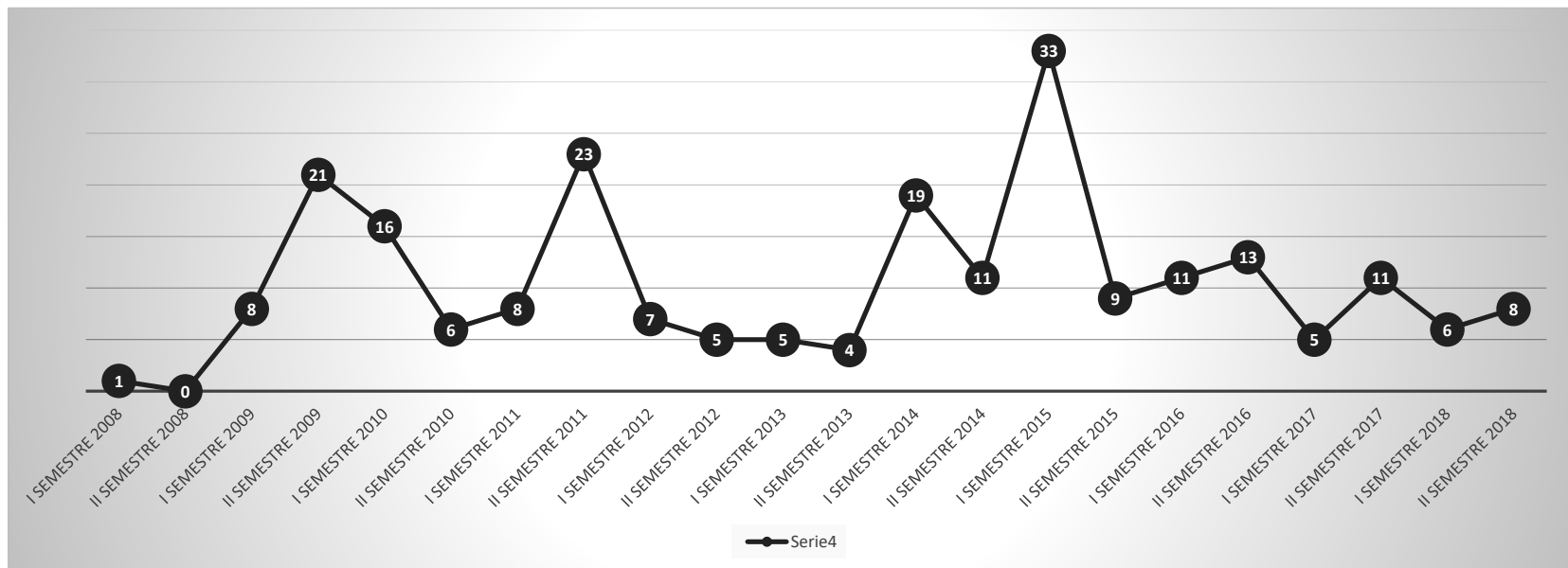
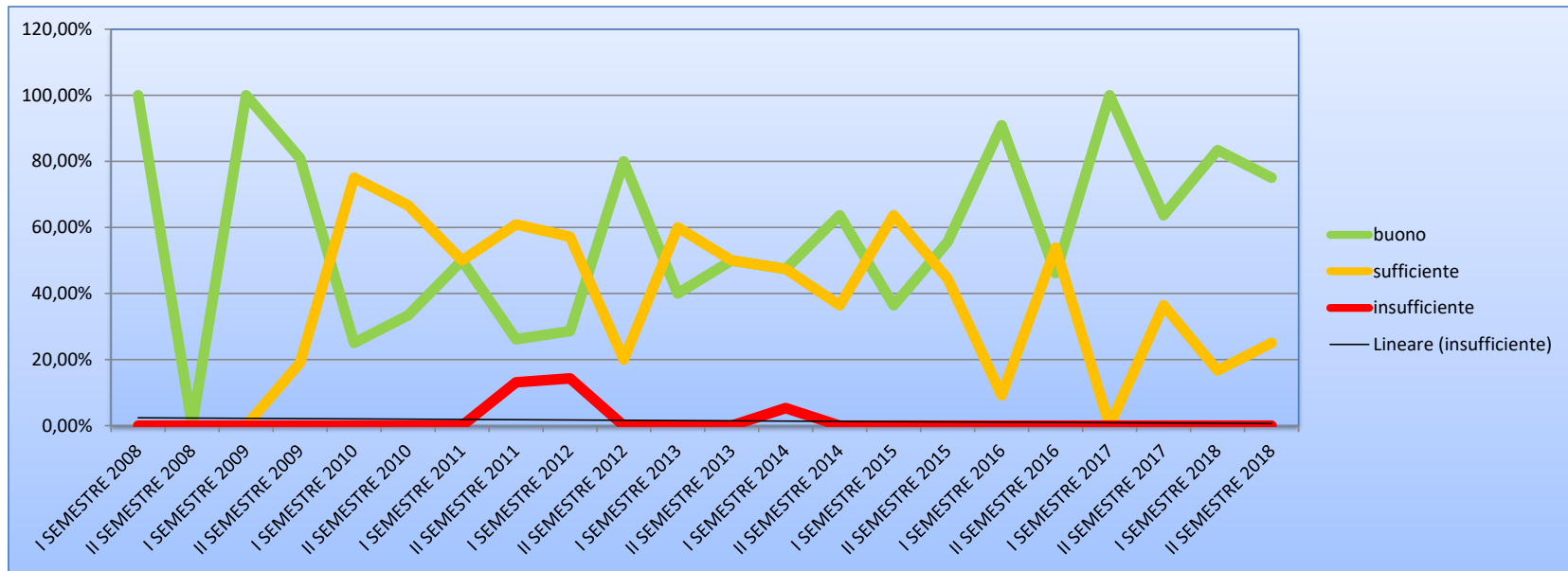
2.5 Opere provvisionali



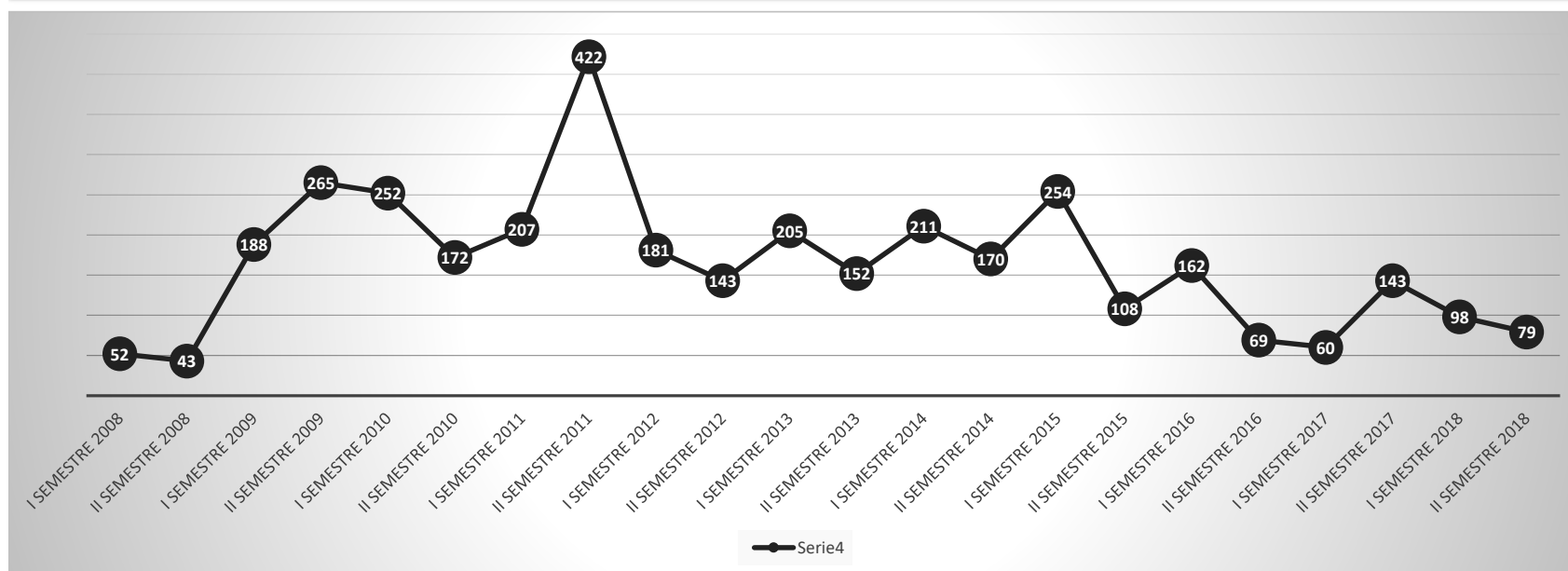
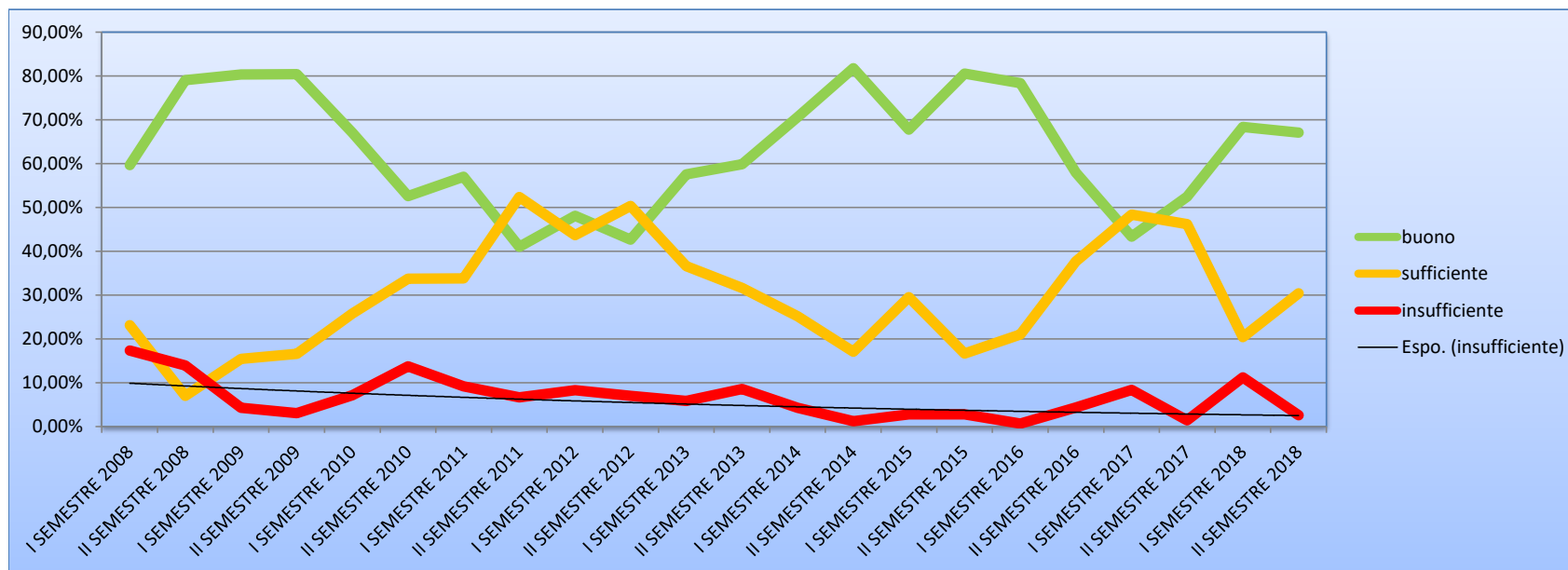
2.6 Impianto elettrico



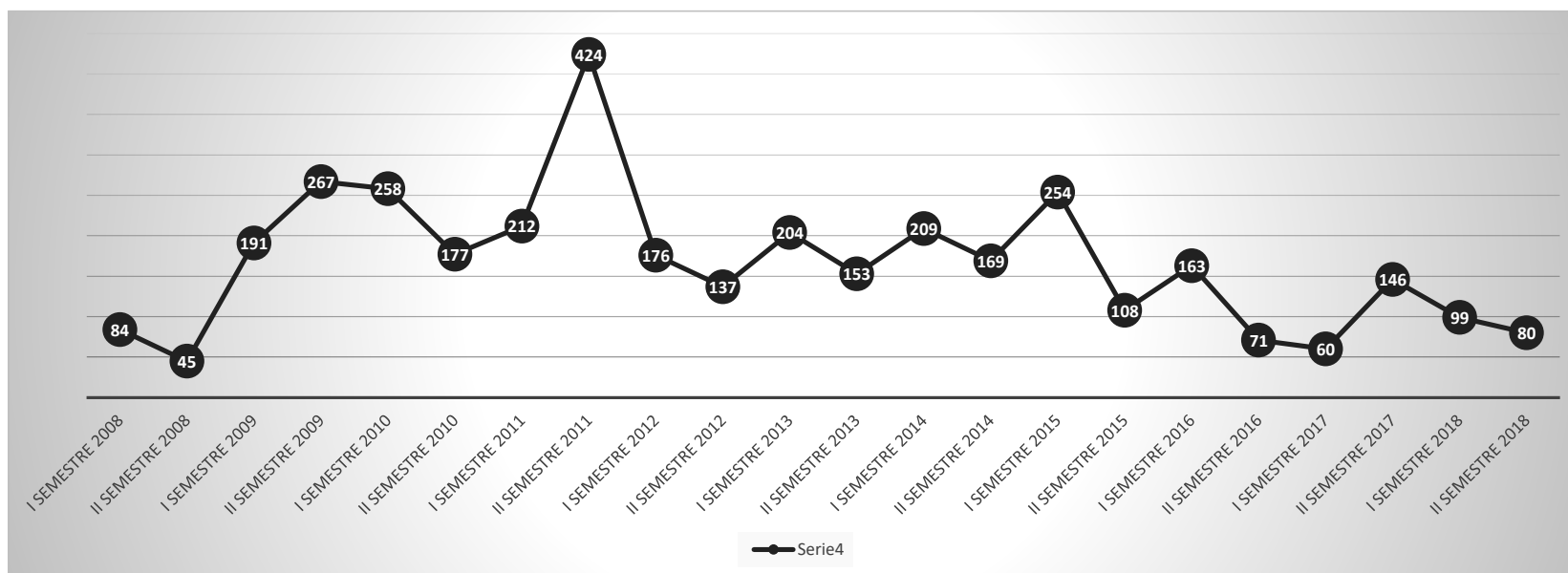
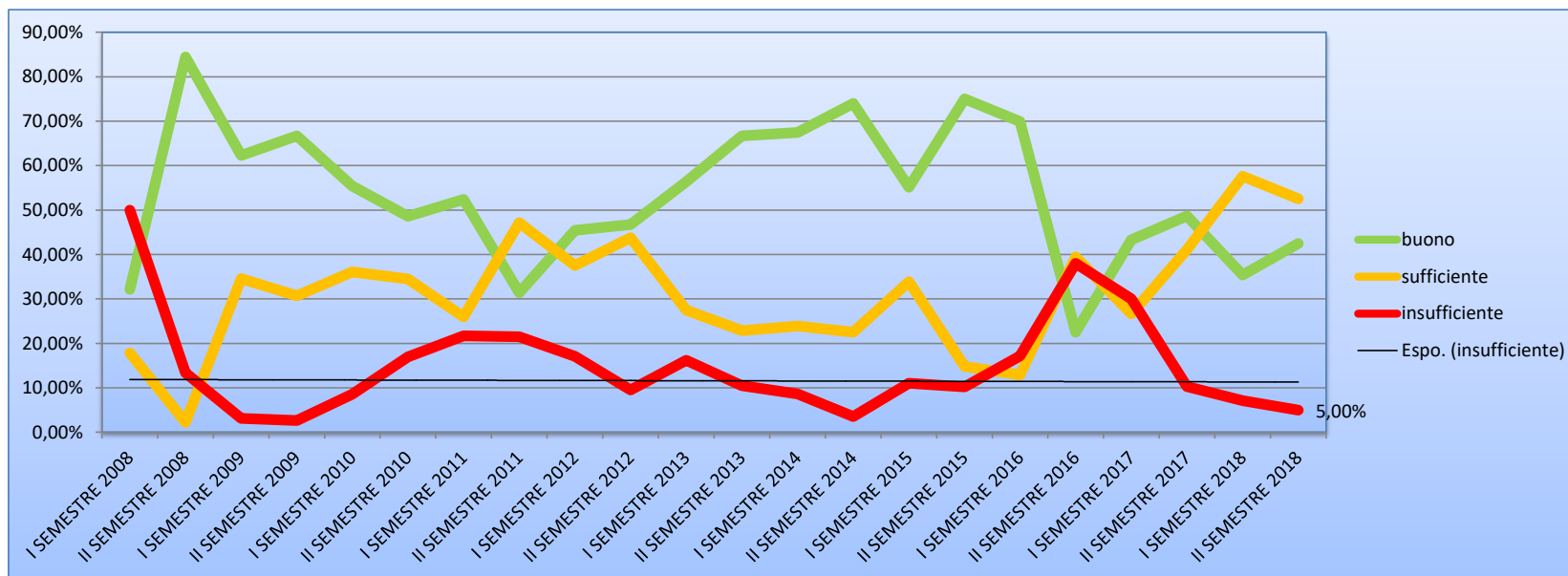
2.7 Demolizioni



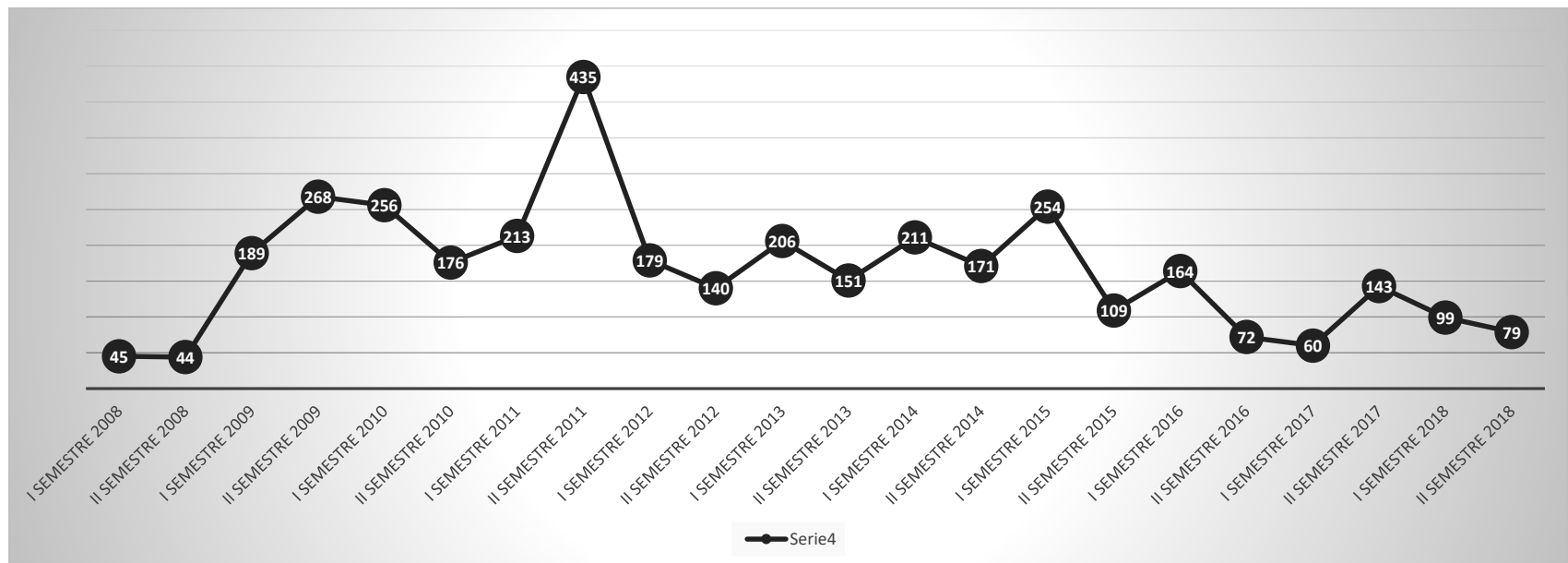
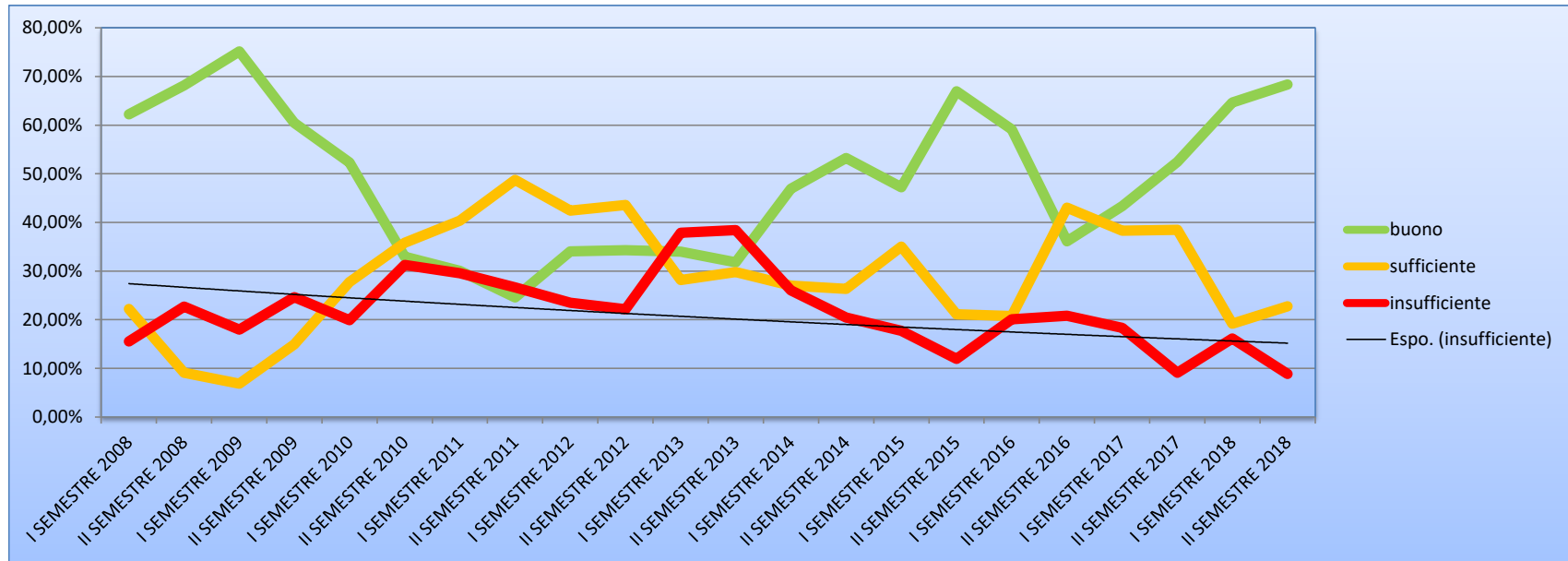
2.8 Macchine e attrezzature di cantiere



2.9 Dispositivi di Protezione Individuale



2.10 Formazione



2.11 Giudizio complessivo

